

Cambridge English



IELTS is jointly managed by the British Council,
IDP: IELTS Australia and Cambridge English Language Assessment

The **Official** Cambridge Guide to **IELTS**

FOR ACADEMIC & GENERAL TRAINING



with DVD-ROM

STUDENT'S BOOK
WITH ANSWERS

Introduction	p5	IELTS Reading skills	p42
IELTS Summary	p7	1 Reading strategies	p44
IELTS Listening skills	p13	1 Using the features of a Reading passage	p44
1 Getting ready to listen	p15	2 Skimming a passage and speed reading	p46
1 Understanding the context	p15	3 Global understanding	p47
2 Using the correct spelling	p16	2 Descriptive passages	p48
3 Writing numbers	p17	1 Scanning for detail	p48
2 Following a conversation	p18	2 Using words from the passage	p49
1 Identifying the speakers	p18	3 Notes/flow-chart/diagram completion	p50
2 Identifying function	p19	3 Understanding the main ideas	p55
3 Understanding categories	p21	1 Identifying the main idea	p55
3 Recognising paraphrase	p22	2 Understanding the main points	p57
1 Identifying distractors	p22	3 Identifying information in a passage	p58
2 Recognising paraphrase	p23	4 Locating and matching information	p59
3 Selecting from a list	p24	1 Identifying types of information	p59
4 Places and directions	p25	2 Locating and matching information	p60
1 Describing a place	p25	3 How ideas are connected	p63
2 Following directions	p27	5 Discursive passages	p64
3 Labelling a map	p28	1 Discursive passages	p64
5 Listening for actions and processes	p29	2 Identifying theories and opinions	p66
1 Understanding mechanical parts	p29	3 Matching features	p67
2 Describing an action or process	p31	6 Multiple-choice questions	p70
3 Describing a process	p32	1 Understanding longer pieces of text	p70
6 Attitude and opinion	p33	2 Different types of multiple choice	p71
1 Identifying attitudes and opinions	p33	3 Identifying a writer's purpose	p72
2 Persuading and suggesting	p34	7 Opinions and attitudes	p73
3 Reaching a decision	p35	1 Argumentative texts	p73
7 Following a lecture or talk	p36	2 Identifying the writer's views/claims	p75
1 Identifying main ideas	p36	3 Identifying grammatical features	p76
2 Understanding how ideas are connected	p38	8 General Training Reading	p78
3 Understanding an explanation	p38	1 The General Training Reading paper	p78
8 Contrasting ideas	p39	2 Dealing with multiple texts	p83
1 Signposting words	p39	3 Understanding work-related texts	p84
2 Comparing and contrasting ideas	p40		
3 Using notes to follow a talk	p41		

Contents

IELTS Writing

1 Academic Writing Task 1 – Describing a chart, table or graph	p91
1 Understanding graphs, tables and charts	p93
2 More complex charts	p96
3 Improving your Task Achievement score	p97
2 Academic Writing Task 1 – Comparing and contrasting graphs and tables	p100
1 Avoiding repetition	p100
2 Comparing and contrasting data	p102
3 Grammatical Accuracy – describing numbers and figures accurately	p104
3 Academic Writing Task 1 – Describing diagrams	p106
1 Understanding a diagram	p106
2 Describing a process – coherence and cohesion	p107
3 Lexical Resource – being accurate	p108
4 Academic Writing Task 1 – Describing maps	p110
1 Describing a map	p110
2 Describing changes in a place	p111
3 Grammatical Accuracy	p112
5 General Training Writing Task 1 – A letter	p113
1 Understanding the task	p113
2 Improving your score	p115
3 Checking and correcting	p117
6 Writing Task 2 – Getting ready to write	p119
1 Understanding the task	p119
2 Planning and organising your ideas	p120
3 Getting started – writing an introduction	p122
7 Writing Task 2 – Expressing your ideas clearly	p124
1 Linking ideas – cohesion	p124
2 Lexical Resource – avoiding repetition	p125
3 Expressing a personal view	p127
8 Writing Task 2 – Checking and correcting	p129
1 Developing your ideas clearly	p129
2 Grammatical Accuracy	p130
3 Assessing your language	p132

IELTS Speaking

1 The Speaking Test – Part 1	p136
1 Getting ready to speak	p136
2 Part 1 – talking about familiar topics	p137
3 Using the right tense – Grammatical Range and Accuracy	p138
2 Part 2 – Giving a talk	p140
1 Understanding the task	p140
2 Improving Fluency and Coherence	p142
3 Organising your notes and your talk	p143
3 Part 3 – Talking about abstract topics	p145
1 Talking about abstract topics	p145
2 Agreeing and disagreeing	p147
3 Improving your Lexical Resource score	p148
4 Checking, correcting and assessing	p149
1 Dealing with problems	p149
2 Pronunciation, intonation and 'chunking'	p150
3 Assessing yourself and improving your score	p153

Practice Tests

Practice Test 1	p154
Practice Test 2	p173
Practice Test 3	p190
Practice Test 4	p207
Practice Test 5	p226
Practice Test 6	p246
Practice Test 7	p266
General Training Test	p286
Practice Test 8	p300
General Training Test	p319

Recording Scripts

p333

Answer Key

p366

Sample Answer Sheets

p397

Who is this book aimed at?

This book is designed for candidates of any level hoping to take the IELTS test. It is suitable for students working alone or in a classroom situation. The materials can be used for self-study, or can be integrated into an IELTS preparation course. The book is also a valuable resource for teachers who are preparing IELTS candidates.

How can students of different levels use this book?

The IELTS test has two modules: the Academic Module and the General Training Module (see the following pages for an explanation of the two). Each Academic Module candidate will take the same test, no matter what his or her English level is. Similarly, each General Training candidate will take the same General Training test. So, the information in this book is useful and important to students of every level.

Lower-level language students generally need more guided practice and there are exercises in this book to provide this. However, they also need experience and practice in expressing themselves more freely, as this is what IELTS requires them to do. Similarly, more advanced students need frequent opportunities for self-expression, but they also need to become more self-critical and aware of their own common mistakes. Corpus research has shown that even high-level candidates make careless slips, so all levels can benefit from both controlled and free practice.

What are the aims of this book?

This book aims to provide an official, comprehensive guide to IELTS as well as a range of authentic practice tests.

The skills section of the book provides

- a detailed explanation of each paper and each section of IELTS;
- examples of the different types of question candidates can expect to find in each section;
- an analysis of the language skills and strategies needed for each type of question;
- study tips and test tips that can help you to achieve your best score.

This book also contains eight complete Practice Tests, to give you thorough preparation.

How is the book organised?

At the beginning of the book, there is a summary of each IELTS paper. Then, there are four sections dealing with the four skills covered in IELTS: Listening, Reading, Writing and Speaking. These are divided into units, which focus on key areas aiming to build your abilities and confidence, and provide authentic test practice. The second half of the book contains eight complete Practice Tests, each with a comprehensive answer key. The first practice test contains hints and reminders to guide you. At the end of the book, you will find the Answer Key and complete Recording Scripts.

How do I use this book?


For the skills sections, it is best to work through each unit in order. This is because the tasks and information are graded, developing your skills as the units progress. However, the different skills can be covered in any order. For example, you may decide to concentrate on only one skill at a time, or you may want to work on all four skills to provide a more balanced course. You should study all of the skills units before taking the Practice Tests.

When taking the Practice Tests, try to use the tips and strategies recommended in the skills units. You should also try to take the tests under exam conditions and stick closely to the time limits in the test.

How is this book different from other books?

The skills units and Practice Tests have been written by IELTS exam writers, so you can be sure they contain authentic, accurate and up-to-date information and advice. For the first time, we have also included a DVD showing IELTS Speaking tests, along with a commentary to explain the candidates' scores. Our writers have used the Cambridge Learner Corpus to help choose the most appropriate language and skill areas to focus on.

What is the Cambridge Learner Corpus?

 The Cambridge Learner Corpus is the world's largest learner corpus. It is made up of thousands of exam scripts written by students from all over the world who have taken Cambridge ESOL exams. The corpus allows us to see the types of error candidates commonly make in the IELTS exam at each different level.

What is 'paraphrase' and why is it important?

Paraphrase is the use of different words to express the same idea. In order to test whether you have understood the Reading and Listening texts, the questions in IELTS will paraphrase the words used in the texts. In the Writing and Speaking sections of the test, being able to use paraphrase, instead of simply repeating and copying the words in the question, will show that you have a wide vocabulary and help you to achieve a higher score. So, using and understanding paraphrase is important in every part of the test.

IELTS Academic Module

The IELTS Academic Module can be used for undergraduate or postgraduate study or for professional reasons.

Academic Reading

Time: one hour

N.B. This includes the time needed to transfer your answers to an answer sheet. There is no extra time for this.

The Reading paper consists of three different texts and a total of 40 questions.

The texts are authentic and academic in nature, but written for a non-specialist audience. They are similar to the types of texts you may find in newspapers or magazines. The style may be descriptive or argumentative and at least one text contains detailed logical argument. Texts may contain illustrations. If a text contains technical terms, a simple glossary is provided. The three texts are graded from easiest to most difficult. Each text will have 12–14 items.

Overview of task types

Task type	What do I have to do?
1 multiple choice	<ul style="list-style-type: none"> Choose one answer from alternatives A–D. Choose two answers from alternatives A–E. Choose three answers from alternatives A–G.
2 identifying information (T/F/NG)	Say whether a statement is True, False or Not Given.
3 identifying the writer's views/claims (Y/N/NG)	Say whether a statement agrees with claims or views (Yes), disagrees with the views/claims (No) or whether there is no information on this (Not Given).
4 matching information	Match information to a paragraph in the text.
5 matching headings	Match a heading from a list of possible answers to the correct paragraph or section of the text.
6 matching features	Match a list of statements to a list of possible answers in a box (e.g. specific people or theories or dates).
7 matching sentence endings	Complete a sentence by choosing a suitable ending from a box of possible answers.
8 sentence completion	Complete a sentence with a suitable word or words from the text within the word limit given.
9 notes/summary/table/flow-chart completion	Complete notes/a summary/a table/flow-chart with a suitable word (or words) from a text.

IELTS Summary

10 labelling a diagram	Label a diagram with a suitable word (or words) from the text or from a box of possible answers.
11 short-answer questions	Answer questions using words from the text.

Assessment: each question is worth one mark.

Academic Writing

Time: one hour

This test consists of two separate writing tasks. You must answer both tasks.

Task	Timing	Length	What do I need to do?
Writing Task 1	20 minutes	150 words	You need to accurately describe and summarise visual information. The information may be presented in a diagram, map, graph or table.
Writing Task 2	40 minutes	250 words	You need to write a discursive essay. You will be given an opinion, problem or issue that you need to respond to. You may be asked to provide a solution, evaluate a problem, compare and contrast different ideas, or challenge an idea.

You will be assessed on the following criteria:

- Task Achievement
- Coherence and Cohesion
- Lexical Resource
- Grammatical Range and Accuracy

Writing Task 2 is worth twice as much as Writing Task 1.

Listening

Time: approximately 30 minutes (plus an additional 10 minutes to transfer your answers)

Academic and General Training candidates take the same Listening test. This consists of four separate sections and a total of 40 questions. Sections 1 and 2 are set in a social context and Sections 3 and 4 are set in an academic context. In the IELTS Listening, you will hear the text **ONCE ONLY**. Each test is divided up as follows.

Section	What kind of text will I hear?
1	A conversation between two people about a general topic with a transactional purpose (e.g. finding out information about travel).
2	A monologue or prompted monologue on a general topic with a transactional purpose (e.g. giving information about events in the community).
3	A conversation between two or three people in an academic context (e.g. a student and a tutor discussing an academic problem).
4	A monologue in an academic context (e.g. a lecture).

There are ten questions for each section in the listening test. Below are the task types that you may find in any section. You may have between one and three different tasks per section.

Task type	What do I have to do?
notes/summary/table/flow-chart completion	Complete notes/a summary/table/flow-chart with a suitable word or words within the word limit given.
multiple choice	Choose one answer from alternatives A–C. Choose two answers from alternatives A–E.
short-answer questions	Answer questions in the word limit given.
sentence completion	Complete a sentence with a suitable word or words within the word limit given.
labelling a diagram, plan or map	Label a diagram/plan or map with a suitable word (or words) or by choosing from a box of possible answers.
classification	Classify the information given in the question according to three different criteria (A, B or C). These may be dates, names, types, etc.
matching	Match a list of statements to a list of possible answers in a box (e.g. people, theories or dates).

Assessment: each question is worth one mark.

Speaking

Time: 11–14 minutes

This test consists of an interview with a trained examiner. The interview is recorded and has three separate parts.

Part	Timing	What will I need to talk about?
1	4–5 minutes	Questions on familiar topics (e.g. hobbies, likes and dislikes, etc.).
2	3–4 minutes	You will be given a booklet with a topic (e.g. describe a good friend) and some suggestions. You need to talk about the topic for 1–2 minutes. You have about one minute to write notes before you begin.
3	4–5 minutes	The examiner will ask you more detailed and more abstract questions about the topic in Part 2 (e.g. How important is friendship?).

You will be assessed on the following criteria:

- Fluency and Coherence
- Lexical Resource
- Grammatical Range and Accuracy
- Pronunciation

General Training Module

The General Training Module is commonly used for vocational training programmes (not at degree level) or for immigration purposes.

Candidates for the General Training Module take the same Listening and Speaking test as the Academic Module. Only the Reading and Writing papers are different.

General Training Reading

Time: one hour

N.B. This includes the time needed to transfer your answers to a separate answer sheet. There is no extra time given for this.

This test consists of three different sections and a total of 40 questions.

The texts are about more general topics or related to work. The General Training Reading paper has three sections, each of increasing difficulty. The sections are organised as follows.

Section	Reading texts
1	two or three short texts or several shorter ones (e.g. advertisements)
2	two texts related to the workplace (e.g. information for staff)
3	one long discursive text

The General Training Reading paper has a total of 40 questions.

Section 1 has 14 items. Sections 2 and 3 each have 13.

Task type	What do I have to do?
1 multiple choice	<ul style="list-style-type: none"> Choose one answer from alternatives A–D. Choose two answers from alternatives A–E. Choose three answers from alternatives A–G.
2 identifying information (T/F/NG)	Say whether a statement is True/False or Not Given in the text.
3 identifying the writer's views/claims (Y/N/NG)	Say whether a statement agrees with claims or views in a text (Yes), disagrees with the views/claims in the text (No) or whether there is no information on this in the text (Not Given).
4 matching information	Match the information in the question to the correct paragraph in the text.
5 matching headings	Match a heading from a list of possible answers to the correct paragraph or section of the text.
6 matching features	Match a list of statements to a list of possible answers in a box (e.g. specific people or theories or dates).
7 matching sentence endings	Complete a sentence by choosing a suitable ending from a box of possible answers.
8 sentence completion	Complete a sentence with a suitable word or words from the text within the word limit given.
9 notes/summary/table/flow-chart completion	Complete notes/a summary/table/flow-chart with a suitable word (or words) from the text within the word limit given.
10 labelling a diagram	Label a diagram with a suitable word (or words) from the text or by choosing from a box of possible answers.
11 short-answer questions	Answer questions using words from the text in the word limit given.
12 multiple matching	Match the information in the question to the correct short text or advertisement.

Assessment: each question is worth one mark.

General Training Writing

Time: one hour

This test consists of two separate writing tasks. You must answer both tasks.

Task	Timing	Length	What do I need to do?
Writing Task 1	20 minutes	150 words	Write a letter in response to a given situation.
Writing Task 2	40 minutes	250 words	You need to write a discursive essay. You will be given an opinion, problem or issue that you need to discuss. You may be asked to provide a solution, evaluate a problem, compare and contrast different ideas or opinions, or challenge an argument or idea.

You will be assessed on the following criteria:

- Task Response
- Coherence and Cohesion
- Lexical Resource
- Grammatical Range and Accuracy

N.B. Writing Task 2 is worth twice as many marks as Writing Task 1.

How long is the Listening paper?

The Listening paper is the same in both the Academic and the General Training modules of the IELTS test. It lasts approximately 30 minutes and you are given an extra 10 minutes to write your answers onto a separate answer sheet.

What type of information will I hear?

The Listening paper has four separate sections. Each section is a little more difficult than the one before. They feature speakers from a variety of English-speaking countries. Each section has a different focus.

- In **Section 1**, you will hear a conversation between two people (e.g. finding out information about travel).
- In **Section 2**, you will hear a monologue on a general topic (e.g. a radio broadcast).
- In **Section 3**, you will hear a conversation between two or three people in an academic context (e.g. discussing an assignment).
- In **Section 4**, you will hear a monologue in an academic context (e.g. a lecture).

Will I hear the recording more than once?

It is important to remember that you will hear the recording **only once**. To help you prepare, you will be given some extra time at the start of each section. During this time, you should read the questions carefully.

How is the Listening paper assessed?

You will be asked a total of 40 questions. In order to assess how much of the recording you understand, the questions will usually paraphrase (use different words with a similar meaning) the words that are in the text.

What types of question will I need to answer?

There are 10 questions in each section, and there is a variety of question types. For some types, you need to write words or numbers that you hear.

- forms/notes/table/flow-chart/summary completion
- short-answer questions
- sentence completion

For other tasks, you need to choose an option from a list and write a letter on your answer sheet.

- labelling a diagram/plan/map
- matching
- multiple choice

How do I answer the questions?

The instructions and the questions will tell you what type of information you need to listen for, and the type of answer you need to give. Listen carefully to any instructions you hear on the recording. Follow the instructions on the question paper carefully. In this unit, you will be able to practise all of these question types.

How can I improve my Listening paper score?

You can improve your score by following the instructions carefully, and remembering the Test Tips in this unit. This unit will also tell you the skills you need in order to achieve your highest score. Before the test, try to listen to accents from a variety of English-speaking countries. Studying all aspects of English (including vocabulary and grammar) will also help improve your IELTS score. If you make any mistakes in the practice exercises, make sure that you listen to the recording again and check your answers carefully in the Answer Key.

Listening skills

1 Getting ready to listen

In this unit you will practise:


- understanding the context
- listening for specific details
- using correct spelling
- understanding numbers

1 Understanding the context

In the introduction to the Listening section, you will be told who the people are, what they are talking about and why. This information is called the context. It helps you understand the topic. It is not written on the question paper.

After the introduction, you will be given a short time to look at the questions. Studying the questions before you listen can help you predict what the speakers will talk about.

Test Tip Before you do each section, you will be given 30–45 seconds to look at the questions. Use this time to study the questions and try to predict what you might hear.

1.1  **2** You are going to hear the introductions of four IELTS Listening sections. Before you listen, try to predict the context by reading the questions in the table below. Choose **FOUR** answers from the box and write the correct letter, A–F, in the table.

Section	Listening test questions	context
1	<ul style="list-style-type: none"> • Total number of guests: _____ • Susie will organise invitations and _____ 	<input type="checkbox"/>
2	What type of gift does the speaker recommend for a child's birthday?	<input type="checkbox"/>
3	The students chose this topic because A they have a lot of information about it. B they would like to learn more about it. C they think they will get a higher mark.	<input type="checkbox"/>
4	Aim: To assess the impact of loss of habitat on native animals Methods: <ul style="list-style-type: none"> • Calculate the current numbers of native animal species • Study their movements by attaching _____ 	<input type="checkbox"/>

Contexts

- | | |
|---|--|
| <p>A shopping for food</p> <p>B discussing an assignment</p> <p>C organising a party</p> | <p>D describing a research project</p> <p>E buying presents</p> <p>F explaining how something works</p> |
|---|--|

1.2 Listen again. Decide how many speakers you will hear in each of these sections. Try to write down who the speakers will be.

2 Using the correct spelling

In Listening Section 1, you may need to listen for the name of a person or a place. Often, the names will be spelt out for you. You need to recognise the letters of the English alphabet well, so that you can write the letters you hear quickly. You will only hear the spelling once.

Any spellings that you hear will be in the context of a normal conversation, so you need to be able to hear the difference between letters and words.

2.1 3 Listen and write the letters you hear.

- | | |
|---------|---------|
| 1 _____ | 4 _____ |
| 2 _____ | 5 _____ |
| 3 _____ | |

2.2 4 There are several ways to help you spell a word. Listen to five short conversations and complete notes 1–5 with **NO MORE THAN ONE WORD AND/OR A NUMBER**.

- 1 Name: Mr Andrew _____
- 2 Address: 63 _____ Road, Birmingham
- 3 Website address: www. _____ .com
- 4 Meet at the _____ Hotel
- 5 Registration number: _____

2.3 Listen again and complete extracts a–f from the conversations.

Conversation 1

- a Is that _____ colour?
- b Yes, but _____.

Conversation 2

- c Sorry, _____ N or M?

Conversation 3

- d That's right, _____ lower case.

Conversation 4

- e Oh, it's the Rose Hotel, _____.

Conversation 5

- f It's just _____.
- It's HLP 528.



Test Tip Always check your spelling. If you make a spelling mistake in the IELTS Listening paper, your answer will be marked wrong.



Test Tip Listen carefully, as there are several ways of helping people to spell a word without simply spelling it out. If you need to write something that is not a name (e.g. the registration number of a car), you may hear a combination of numbers and letters.



Study Tip Practise saying the letters of the English alphabet. For example, spell words out for a friend to write down.

The Official Cambridge Guide to IELTS

Cambridge English bring you this definitive guide, from our team of highly respected and experienced writers. It is packed with the solid advice you need to achieve your desired band at IELTS. Practical and easy to use, it focusses on the language and skills you need to perform with confidence. **Your IELTS journey couldn't have a better guide.**

What is in this guide?

- Separate sections focussing on Reading, Writing, Listening and Speaking
- 8 official practice tests from Cambridge English
- DVD-ROM with MP3 listening files and speaking test videos

How does this guide help me?

- Understand the features and format of the exam
- Learn what you need to know to improve your score
- Improve language and test skills at your own pace
- Identify where you need extra practice and what practice you need to do
- Develop writing strategies by comparing model answers
- Work skill by skill with exam-type items at all times
- Practise the exam with 8 complete tests
- Take the exam with added confidence knowing you are well prepared


DVD-ROM system requirements:

- DVD-ROM drive
- Adobe® Flash® Player 11.2+
- Apple Quicktime®
- Web browser: Internet Explorer® 9+, Chrome™, Firefox® 11+ or Safari®

What is IELTS?

- The world's leading English language test for higher education and global migration, accepted by over 8000 organisations worldwide with more than 2 million tests taken each year
- Two possible versions: Academic and General – prepare for either with this guide
- Tests across four skills – reading, writing, speaking and listening – with results reflecting your real life use of English
- Uses a unique 9-band scale providing the leading exam score which accurately pinpoints your level of English

CEFR level:	IELTS band:
C1	IELTS band: 8
	IELTS band: 7.5
	IELTS band: 7
B2	IELTS band: 6.5
	IELTS band: 6
	IELTS band: 5.5
B1	IELTS band: 5
	IELTS band: 4.5
	IELTS band: 4



ISBN 978 0521 60462 8



ISBN 978 1107 64562 2

CAMBRIDGE ENGLISH CORPUS

The Cambridge English Corpus is a multi-billion word collection of written and spoken English. It includes the Cambridge Learner Corpus, a unique bank of exam candidate papers.



Our authors study the Corpus to see how English is really used, and to identify typical learner mistakes. This means that Cambridge materials help students to avoid mistakes, and you can be confident the language taught is useful, natural and fully up to date.

www.cambridge.org/corpus

CAMBRIDGE QUALITY GUARANTEE

ISBN 978-1-107-62069-8



9 781107 620698 >