



RAHNAMA
P R E S S

@RAHNAMAPRESS
WWW.RAHNAMAPRESS.COM

Joan Saslow
Allen Ascher

Teen Teen

Four

Student Book
& Workbook 4



Extra Practice
CD-ROM

OXFORD





Learning Objectives



RAHNAMA
P R E S S

@RAHNAMAPRESS
WWW.RAHNAMAPRESS.COM

Grammar	Vocabulary	Social language	Reading and Writing
---------	------------	-----------------	---------------------









Welcome to **Teen2Teen** page 4

<p>1. My hobby is blogging. page 10</p>	<ul style="list-style-type: none"> Gerunds 	<ul style="list-style-type: none"> Talents and hobbies 	<ul style="list-style-type: none"> Introduce two classmates Suggest an activity 	<p>Reading</p> <ul style="list-style-type: none"> An online advice column Skills / strategies: Recognize a point of view; Find supporting details; Understand meaning from context <p>Writing page 90</p> <ul style="list-style-type: none"> Writing a title
<p>2. I want to change my bad habits. page 16</p>	<ul style="list-style-type: none"> Infinitives 	<ul style="list-style-type: none"> Good and bad habits 	<ul style="list-style-type: none"> Compare your good and bad habits 	<p>Reading</p> <ul style="list-style-type: none"> A study guide for new students Skills / strategies: Understand meaning from context; Skim for content <p>Writing page 90</p> <ul style="list-style-type: none"> Parallel structure
<p>3. Teen2Teen friends Things used to be different. page 22</p>	<ul style="list-style-type: none"> Comparisons with <i>as ... as</i> <i>used to / didn't use to</i> 	<ul style="list-style-type: none"> Expressions for talking about the past 	<ul style="list-style-type: none"> Compare how you were when you were little 	<p>Reading</p> <ul style="list-style-type: none"> A timeline Skills / strategies: Skim for content; Scan for information <p>Writing page 91</p> <ul style="list-style-type: none"> Topic sentences

<p>Review: Units 1–3 pages 28–29 All About You Progress Check</p>	<p>Cross-curricular Reading: Science page 96</p>	<p>Teen2Teen friends Magazine 1 page 100</p>
---	--	---

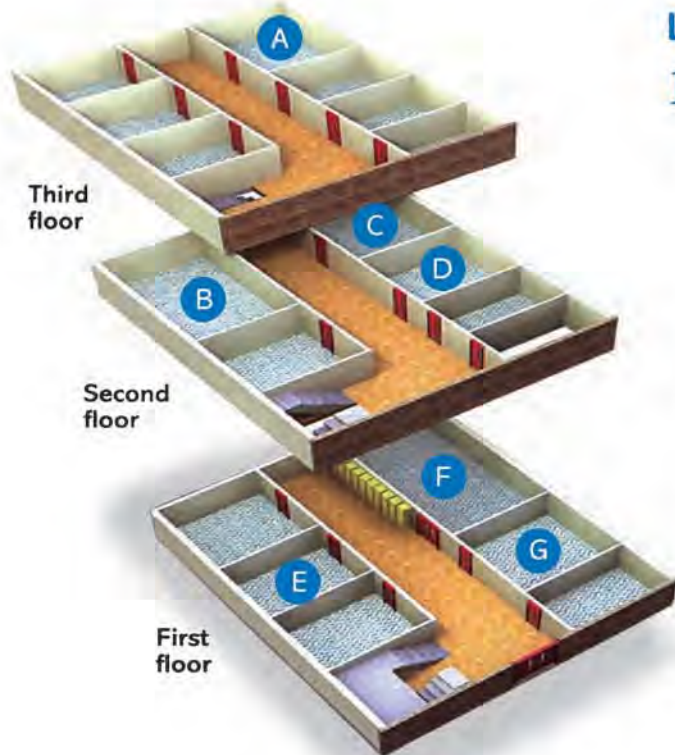
<p>4. Have you ever gone paragliding? page 30</p>	<ul style="list-style-type: none"> The present perfect for indefinite past: statements The present perfect: <i>yes / no</i> questions; <i>ever</i> and <i>never</i> 	<ul style="list-style-type: none"> Personality 	<ul style="list-style-type: none"> Ask about and react to someone's experience 	<p>Reading</p> <ul style="list-style-type: none"> An interview in a school newsletter Skills / strategies: Confirm a text's content; Find supporting details <p>Writing page 91</p> <ul style="list-style-type: none"> Summarizing a text
<p>5. Have you been to the doctor yet? page 36</p>	<ul style="list-style-type: none"> The present perfect: <i>already</i>, <i>yet</i>, <i>just</i> The present perfect with superlatives 	<ul style="list-style-type: none"> At the doctor or dentist Ailments 	<ul style="list-style-type: none"> Show concern 	<p>Reading</p> <ul style="list-style-type: none"> A public health pamphlet Skills / strategies: Identify the main idea; Scan for information; Confirm a text's content <p>Writing page 92</p> <ul style="list-style-type: none"> Unity of content
<p>6. Teen2Teen friends I've been here for a week. page 42</p>	<ul style="list-style-type: none"> The present perfect: <i>for</i> and <i>since</i> Information questions with <i>How long</i> 	<ul style="list-style-type: none"> Geographical features 	<ul style="list-style-type: none"> Apologize and provide a reason for being late Accept an apology 	<p>Reading</p> <ul style="list-style-type: none"> A travel brochure Skills / strategies: Confirm a text's content; Find supporting details; Scan for information <p>Writing page 92</p> <ul style="list-style-type: none"> Organizing details in your writing

<p>Review: Units 4–6 pages 48–49 All About You Progress Check</p>	<p>Cross-curricular Reading: Biology page 97</p>	<p>Teen2Teen friends Magazine 2 page 101</p>
---	--	---

	Grammar	Vocabulary	Social language	Reading and Writing
7. I have to get the tickets! page 50	<ul style="list-style-type: none"> • <i>have to / has to</i> • <i>must and must not</i> 	<ul style="list-style-type: none"> • Some Olympic sports 	<ul style="list-style-type: none"> • Adapt to rules 	Reading <ul style="list-style-type: none"> • A newspaper article • Skills / strategies: Identify the main idea; Understand meaning from context; Confirm a text's content Writing page 93 <ul style="list-style-type: none"> • Provide reasons to support an idea
8. That might be a good idea. page 56	<ul style="list-style-type: none"> • <i>be supposed to</i> • <i>might</i> for possibility 	<ul style="list-style-type: none"> • Ways to protect the environment 	<ul style="list-style-type: none"> • Remind someone of expected behavior 	Reading <ul style="list-style-type: none"> • An informational leaflet • Skills / strategies: Identify the main idea; Confirm a text's content Writing page 93 <ul style="list-style-type: none"> • Conclusions
9.  You don't believe that, do you? page 62	<ul style="list-style-type: none"> • Tag questions: present • Tag questions: past 	<ul style="list-style-type: none"> • Personal care products 	<ul style="list-style-type: none"> • Express disbelief 	Reading <ul style="list-style-type: none"> • A report • Skills / strategies: Identify the main idea; Understand meaning from context; Confirm a text's content Writing page 94 <ul style="list-style-type: none"> • Persuasion
Review: Units 7–9 pages 68–69  		Cross-curricular Reading: History page 98		 Magazine 3 page 102
10. We should say something. page 70	<ul style="list-style-type: none"> • Indefinite pronouns: <i>someone, no one, anyone</i> • Indefinite pronouns: <i>something, nothing, anything</i> 	<ul style="list-style-type: none"> • Bullying 	<ul style="list-style-type: none"> • Express regret about not speaking up 	Reading <ul style="list-style-type: none"> • A teen magazine article • Skills / strategies: Confirm a text's content Writing page 94 <ul style="list-style-type: none"> • Using <i>this</i> to refer to an earlier idea
11. My sister saw the guy who did it. page 76	<ul style="list-style-type: none"> • Relative clauses: <i>that</i> and <i>who</i> 	<ul style="list-style-type: none"> • Verbs for crimes 	<ul style="list-style-type: none"> • Insist emphatically • Make a suggestion 	Reading <ul style="list-style-type: none"> • A crime prevention flier • Skills / strategies: Identify the main idea; Confirm a text's content Writing page 95 <ul style="list-style-type: none"> • Agreement in number
12.  It's a day when we celebrate. page 82	<ul style="list-style-type: none"> • Relative clauses: <i>where</i> and <i>when</i> • Reflexive pronouns; <i>each other</i> 	<ul style="list-style-type: none"> • Ways to celebrate a holiday 	<ul style="list-style-type: none"> • Wish someone a happy holiday 	Reading <ul style="list-style-type: none"> • Online encyclopedia entries • Skills / strategies: Classify information; Confirm a text's content Writing page 95 <ul style="list-style-type: none"> • Agreement in person
Review: Units 10–12 pages 88–89  		Cross-curricular Reading: Astronomy page 99		 Magazine 4 page 103
Reference pages 104–106				
Workbook pages W1–W37				

Welcome to

Teen & Teen



Locations and directions in a building

1. Read the locations and directions in a school building. Look at the picture and write the correct letter for each place.

- The main office is on the first floor. Go down the hall. It's the second door on the left, across from the lockers. E
- Where's the auditorium? It's across from the main office. _____
- Where's the library? It's on the second floor. Go down the hall. The library's on the left. _____
- Where's the computer lab? Take the stairs to the third floor. It's at the end of the hall, on the right. _____
- The science lab is on the second floor. It's on the right, across from the library. _____
- Downstairs, the cafeteria is on the right, next to the auditorium. _____
- Where's the gym? It's next to the science lab, on the second floor. You can't miss it! _____

be going to for the future

2. Write statements, using *be going to* for the future. Use contractions where possible.

- I / clean up my room / after dinner I'm going to clean up my room after dinner.
- I / walk the dog, and my sister / feed the cat _____
- We / set the table for dinner / tonight _____
- He / wash the dishes / three times a week _____
- Dad / take out the garbage / before breakfast _____
- I / do the laundry / this weekend _____
- I / not make my bed / today _____

3. Write questions with *be going to*. Begin questions with a capital letter and use a question mark (?).

- Are you going to send out invitations? (you / send out invitations)
- _____ (who / buy refreshments)
- _____ (when / you / put up decorations)
- _____ (they / make a cake)
- _____ (how many cups / we / need)
- _____ (there / be enough forks or spoons)
- _____ (how long / you / stay at the party)

Quantifiers: *a lot of, many, much, a few, a little*

4. Choose the correct quantifier to complete each statement.

- There aren't many / much eggs on the table.
- Can you bring a lot of / much napkins?
- There isn't many / much cheese in this sandwich.
- We don't have many / much bread.
- We're going to need a few / much paper plates.
- Is there many / much milk in the fridge?
- We need a few / a little strawberries and a few / a little orange juice.

Superlative adjectives

5. Complete each statement, using a superlative form of the adjective.

- These drawings are all great, but this one is the nicest (nice).
- That was _____ (funny) comedy on TV this week.
- We study all kinds of things, but I think history is _____ (interesting) subject.
- I think *Titanic* is _____ (good) Leonardo DiCaprio movie.
- Today was _____ (hot) day this year.
- The hurricane in October was _____ (bad) storm this year.

Action verbs for sports

6. Complete the statements, using the present continuous form of the verbs.

block catch hit kick pass score serve throw

- She 's serving the ball.
- He _____ the ball.
- She _____ the ball.
- She _____ the ball.
- She _____ the ball.
- He _____ a goal.
- She _____ the ball.
- She _____ the ball.



will for the future, requests, and offers to help

7. Complete the statements and questions with *will* or *won't*. Use contractions where possible

- We'll come (we / come) to your house at 6:00.
- _____ (Lara / do) her homework before dinner.
- _____ (you / go) surfing next month?
- _____ (where / the school band / play) tomorrow?
- _____ (when / they / finish) the report?
- _____ (you / not see) me at the party next weekend.
- _____ (the meeting / not be) at 3:00.

8. Write predictions, using *maybe*, *probably*, or *definitely*.

- Our school orchestra will practice today. (probably) Our school orchestra will probably practice today.
- I won't go fishing next week. (definitely) _____
- Your team will win the game tomorrow. (maybe) _____
- We'll see that new action movie this weekend. (probably) _____

9. Complete each conversation, using *will* for requests and offers. Use contractions.

- A: Nick, will you please set (please / set) the table?
B: Sure, Mom. I 'll set (set) it for you.
- A: Hey, Brian. _____ (please / clean up) the mess in your room?
B: Sure, Dad. And I _____ (take out) the garbage, too.
- A: Can someone help me clean up after dinner?
B: Of course! I _____ (wash) the dishes.
- A: This table is so big. I just can't move it!
B: Mom, I _____ (help) you with that.
A: Thank you!
- A: Hey, I _____ (do) the laundry. OK?
B: Thanks for offering! Actually, I'm really busy. _____ (please / walk) the dog, too?
A: No problem.

Object pronouns after prepositions

10. Replace each object with an object pronoun.

- Let's buy a souvenir for ~~Mom and Dad~~. them
- Did you send e-mails to me and my sister? _____
- I'll make lunch for you and your cousin tomorrow. _____
- I'm going to go kayaking with my classmates. _____
- Did you get a call from our teacher, Mr. Frome? _____
- Are you going to go snorkeling with your aunt? _____

The real conditional

11. Choose the correct verb phrase in the following conditional statements and questions.

- If we go / will go mountain biking this weekend, we'll need helmets.
- Will they go skiing if they visit / will visit Chile?
- Who will call us if there 's / will be no school tomorrow?
- If the school orchestra won't meet / doesn't meet this afternoon, what will you do?
- I'll go camping if the weather isn't / won't be too bad.
- If the concert is boring, we don't stay / won't stay.

The past tense of *be*

12. Complete the conversations with *was*, *were*, *wasn't*, or *weren't*.

1. A: Was that horror movie scary yesterday?
B: No, it _____. It _____ pretty awful.
But Nancy thought it _____ very funny.
A: _____ your parents at the movie, too?
B: No, they _____. They _____ too busy.
2. A: Why _____ you at the meeting last Saturday?
B: There _____ traffic. _____ it a good meeting?
A: Yes, it _____. There _____ some refreshments.
B: Really? Why?
A: It _____ Paul's birthday, so there _____ a nice cake.

The simple past tense

13. Complete each conversation, using the simple past tense.

1. A: Did you finish _____ (you / finish) your homework?
B: Yes, I did _____. I finished (finish) it in the computer lab.
2. A: _____ (Mark and Linda / go) kayaking last weekend?
B: No, they _____. They _____ (go) hiking.
3. A: How _____ (you / get) to school today? By car?
B: No. I _____ (not / get) there by car. I _____ (get) there by bus.
4. A: _____ (your father / send) you a text?
B: No, he _____. He _____ (send) me an e-mail.
5. A: How many games _____ (the school soccer team / win) last month?
B: Last month? Our team _____ (win) five games!
6. A: Who _____ (make lunch) for you and your sister today?
B: My brother. He _____ (make) a great lunch.

Injuries; Parts of the body

14. Complete the statements with the simple past tense. Use the correct body parts.

break hurt burn cut

arm back finger foot hand knee leg neck shoulder wrist



1. She broke her _____.
He _____ his _____ and _____!



2. She _____ her _____, and
he _____ his _____.



3. The boy _____ his _____ and his _____,
and the girl _____ her _____.



4. He _____ his _____.
She _____ her _____.

The past continuous

15. Complete the statements and questions with the past continuous.

- Last weekend, we went kayaking while we were visiting (we / visit) my cousins.
- What _____ (you / wear) in this photo?
- _____ (I / talk) on the phone while _____ (my mom / make) lunch.
- What _____ (you / do) at 8:00 last night? I tried to call you.

16. Look at the pictures. Choose the past continuous or the simple past tense.



1. When Jay got / was getting to the bus stop, the bus left / was leaving.

2. Dad texted / was texting me when he saw / was seeing the tornado.



3. We hiked / were hiking when the thunder and lightning began / was beginning.

4. Luckily, my cousins wore / were wearing their seat belts when they had / were having the accident.



Negative yes / no questions

17. Complete the conversations with negative yes / no questions and short answers.

- A: Aren't you really into sci-fi movies?
B: That's right. I am!
- A: Don't you like pop?
B: _____ I hate it. I love pop music.
- A: _____ Liam on the soccer team last year?
B: Yes, he was. He helped them win a lot of games.
- A: _____ your sister play in the school band?
B: No, she didn't. You're thinking of my brother.
- A: _____ Taylor Lautner the greatest movie actor?
B: Are you kidding? I think his movies are kind of silly.
- A: Aren't you and your friends going skiing this year?
B: _____ We're too busy.

Information questions with Whose

18. Write Whose or Who's to complete the statements and questions.

- These photographs are beautiful Whose are they?
- This chicken is amazing. _____ the chef?
- _____ snorkel and life vest are those?
- That new movie sounds great. _____ in it?
- _____ tablet is this? It looks new.
- _____ on your team this year?

Possessive pronouns

19. Replace each noun phrase with a possessive pronoun.

- Those sodas are ~~your sodas~~. yours
- This tablet is my sister's. _____
- Our photographs are down the hall. _____
- Are these your brother's shirts? _____
- Are those your classmates' uniforms? _____
- Are those my magazines? _____

Teen2Teen Friends

14:31

1.02 Connecting Teens Around the World!



Hi! My name's Abby Morgan, and I'm from Chicago, in the United States. Do you know anything about Chicago? It's an awesome city! I'll post something about it on Teen2Teen Friends.



Hey, nice to meet everyone! My name's Carmela Artuso, and I'm from Rome, the capital of Italy. We're studying a lot of interesting things in school this year. Don't miss my report on advertising techniques on Teen2Teen Friends.



Hey, guys! I'm Jose Luis Pedrosa. I'm from Quito, the capital of Ecuador. You should plan to visit Ecuador sometime. I'd love to show you around! I posted something about my beautiful country. Check it out!



Hi, everyone! I'm Carlos Lombardi, from Mendoza in Argentina. Have you ever heard of Iguassu Falls? They're amazing! I'm planning to post some information about them on Teen2Teen Friends. Don't forget to look for my post!



I'm Chen Yi, from Shanghai, in China. Shanghai is the city that has the largest population in my country. I love practicing my English by sharing information about China. I'm going to post something about a Chinese holiday. Have fun studying English with Teen2Teen!

Meet the Teen2Teen Friends in Units 3, 6, 9, and 12, and in the Teen2Teen Friends Magazine.

My hobby is blogging.

Grammar: Gerunds
Vocabulary: Talents and hobbies
Social language: Introduce two classmates • Suggest an activity

Topic Snapshots

1.03 **1. Snapshot 1** Read and listen to the students talk about their talents and hobbies.

Maria
Monterrey, Mexico



I'm a people person and a good listener. I love meeting new people and helping them with their problems. My hobby is blogging, and in fact I have an online advice column called Ask Maria. Kids write me, often about friend problems, and I answer them.

Brian
Boston, U.S.



I'm pretty good at putting things together right out of the box. My little brother got a train set for his birthday. The set came in a lot of pieces, but the instructions weren't good. I put the set together for him. He said, "Thanks, Brian! You're the best." That made me feel terrific!

Claire
Vancouver, Canada



Some people are afraid of speaking in front of a lot of people, but not me. When there's a presentation in class, I'm usually the first one to stand up, and I enjoy helping my classmates. I also love acting in plays. After school I participate in the public speaking club and the drama club. They're both lots of fun.

2. Complete the statements about each person's abilities.

- If you need to build some furniture, Brian can help.
- If you don't have many friends and don't know what to do, write to _____.
- If you like watching plays, go and see _____ perform with her drama club this weekend.

1.04 **3. Snapshot 2** Read and listen to the conversation.



Sophia: Hey, Sarah. This is Nick. He's a new student. Nick, this is my friend, Sarah.

Nick: Nice to meet you, Sarah.

Sarah: Same here. Welcome to our school.

Sophia: Nick's coming to karate club with me. He's got a black belt!

Sarah: Wow! That's incredible! But, Sophia, you're pretty good at karate, too.

Sophia: Not that good.

Nick: So, Sarah, are you going to karate club, too?

Sarah: Actually, no. I'm going to drama club. I love acting in plays.

Nick: Afterschool clubs are so cool.

Sarah: Well, I don't want to be late. See you later, guys!

4. Answer the questions. Write Sophia, Nick, or Sarah.

- Who's a new student? Nick
- Who's taking someone to karate club? _____
- Who's good at karate? _____ and _____
- Who's not going to karate club? _____
- Who's going to drama club? _____



RAHNAMA
P R E S S

@RAHNAMAPRESS
WWW.RAHNAMAPRESS.COM

Joan Saslow
Allen Ascher

Teen & Teen

Four

Workbook 4

OXFORD
UNIVERSITY PRESS

1. Review the Vocabulary. Write your own study notes (or translation) for each word or phrase.

Vocabulary	My study notes	Vocabulary	My study notes
inventing things	_____	solving puzzles	_____
meeting new people	_____	a hobby	_____
public speaking	_____	a talent	_____
putting things together	_____	a club	_____

2. Look at the pictures and complete the conversations with the Vocabulary.



1. A: What are we going to do with all these parts?
B: Let me help. I'm pretty good at putting things together.

2. A: You know, Elena is really popular!
B: Well, she's really nice. And she's so good at _____.



3. A: I don't know how you do that. I think it's a real talent.
B: Really? _____ is my hobby, so I have lots of practice!

4. A: What an amazing presentation. Personally, I think giving presentations is scary.
B: Well, Mark doesn't. He's so good at _____.

3. Complete the statements and questions with the prepositions *at*, *about*, or *of*.

- I'm not crazy about soup. Can I have some salad instead?
- Janet is afraid _____ kayaking.
- Why are you smiling? What are you so happy _____?
- Wow! Your mom's so good _____ karate! Does she have her black belt?
- The team is really sad _____ losing the game. They thought they were going to win.

4. Choose the correct answers to complete each statement or question.

- I stopped ... soccer when I started middle school. a. play **b. playing**
- My friend Eleanor always ... the hardest puzzles. a. solving b. solves
- Lane's not crazy about ... in front of a lot of people. a. speaks b. speaking
- The mechanic here is great at ... old cars. a. fixing b. fixes
- We can't ... new people at our school. a. meeting b. meet

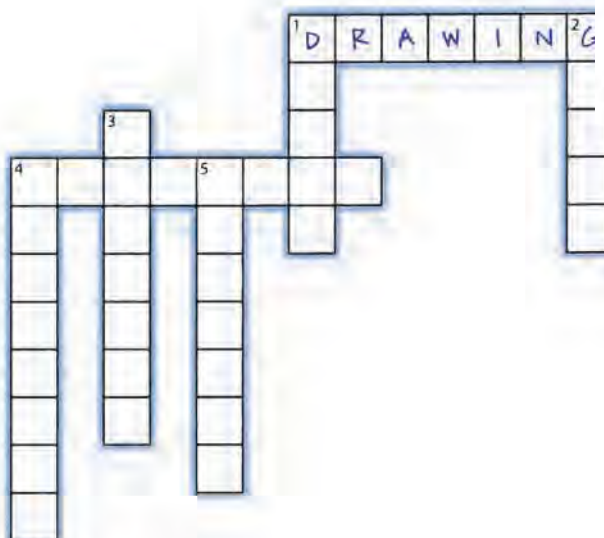
5. Complete the statements with gerunds. Then write them in the puzzle.

Across ▶

1. My brother Adam's hobby is ... (draw).
4. Alma doesn't like ... (shop).

Down ▼

1. I like ... (do) puzzles after class.
2. Do your parents dislike ... (go) to bed early?
3. I'm not really crazy about ... (cook).
4. My teacher suggests ... (study) Chinese.
5. My classmates aren't bad at ... (play) tennis.

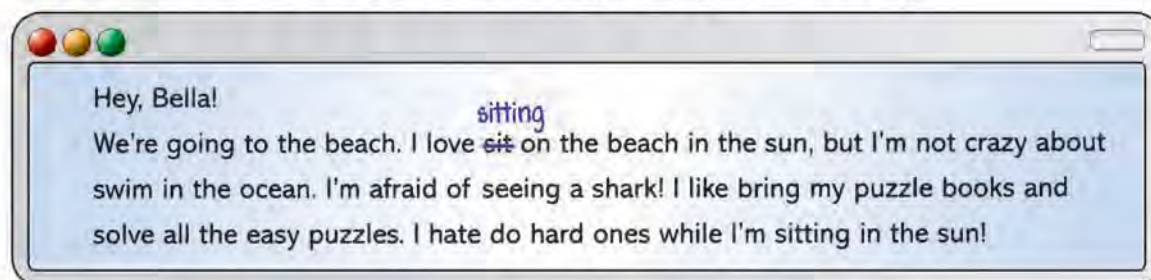


6. Complete each statement with the gerund form of the verbs below.

buy camp help meet put ride set sleep speak watch wear

1. My grandpa loves buying new cars, but they're so expensive!
2. I like _____ my mom and dad, but I can't stand _____ the table.
3. Some people dislike _____ because they like _____ at home in their own bed.
4. I love _____ my bike, but I don't like _____ a helmet.
5. I don't have a lot of friends; my big brother suggests _____ new people at a club.
6. My sisters are crazy about _____ old movies.
7. You're so good at _____ things together!
8. She's afraid of _____ English with people she doesn't know.

7. Correct four more errors in the e-mail message. Use gerunds correctly.



8. Underline the gerunds in the following sentences. Be careful! Not all the sentences have gerunds. Write an X in the box if the sentence does not have a gerund.

1. We suggest leaving early for the beach
2. It's really hard to stop eating so much candy.
3. Running in the evening is a good idea because it's not so hot then.
4. They were driving to the park when they had an accident.
5. My little dog likes catching the ball when I throw it.
6. My friend's hobby is playing the guitar.
7. I'm going to the mall to hang out with my friends.
8. My friend is afraid of speaking in front of a lot of people.



1

9. Read the conversation. Then circle A, B, or C to answer the questions. More than one answer may be possible.


















- A** Michael, this is my friend, David. David, Michael.
- B** Hi, David. Nice to meet you.
- C** Same here. This is your first time at photography club, right?
- B** Yeah. It sounds like fun. I love taking pictures.
- C** Me, too. ... So, what other things do you like doing in your free time?
- B** Well, on weekends I like running and playing tennis.
- A** Hey! Why don't we all go running together this weekend?
- B** Great idea!

1. Who suggests going running this weekend? **A** / B / C
2. Who is new at photography club? A / B / C
3. Who enjoys taking pictures? A / B / C
4. Who introduces David and Michael? A / B / C

10. Put the conversation in order. Write the numbers.

- ___ Awesome idea!
- ___ Hey! Why don't we all go to the beach together this weekend?
- ___ Hi, Mark. Nice to meet you.
- 1 Lisa, this is my friend, Mark. Mark, Lisa.
- ___ Me, too. ... So, what other things do you like doing in your free time?
- ___ Same here. This is your first time at soccer practice, right?
- ___ Well, on weekends I like hanging out with my friends at the beach.
- ___ Yeah. It sounds like fun. I love playing soccer.

11. Choose the appropriate response. Write a check mark.

- | | |
|--|---|
| 1.  Why don't we all have lunch together? | 4.  This is my friend, Jennie. |
| a. <input checked="" type="checkbox"/> That sounds like fun. | a.  Hi, Jennie. Nice to meet you. |
| b.  This is your first time, right? | b.  Hi, Jennie. Me, too. |
| 2.  I love kayaking on weekends. | 5.  I love dancing. |
| a.  What do you do on weekends? | a.  Awesome idea. |
| b.  Me, too! | b.  Same here. |
| 3.  This is your first time here, right? | 6.  What other things do you like doing in your free time? |
| a.  Same here. | a.  Well, I love going to the movies. |
| b.  Yeah. | b.  That sounds like fun. |



RAHNAMA
P R E S S

@RAHNAMAPRESS
WWW.RAHNAMAPRESS.COM

Teen2Teen

For your reality

- Teen2Teen makes learning English irresistible:
- Natural social language reflects the social nature of teens
- A social networking context makes English come alive
- Grammar in context gives meaning to language
- Clearly-presented vocabulary ensures understanding



Student Book & Workbook
with Extra Practice CD-ROM

Teen2Teen makes teaching English effortless:

- Transparent methodology fits every teaching style
- A carefully-paced syllabus promotes student confidence
- Presentation tools reduce planning time
- A bank of worksheets and tests provide extra support for students
- A comprehensive Teacher's Edition contains everything needed for successful teaching



Teacher's Edition
with Teacher's
Resource CD-ROM



iTools



DVD



Class Audio CDs

OXFORD
UNIVERSITY PRESS

www.oup.com/elt

SHAPING learning TOGETHER

CEFR
B2
B1
A2

ISBN 978-0-19-403471-5



9 780194 034715