



**RAHNAMA**  
P R E S S


@RAHNAMAPRESS  
WWW.RAHNAMAPRESS.COM

Joan Saslow  
Allen Ascher

# Teen & Teen

## One

Student Book  
& Workbook 1



Extra Practice  
CD-ROM

OXFORD

# Teen 2 Teen

For your reality

## Real ...

Read and listen to everyday language.

**Topic Snapshot**

1.68 **1. Read and listen to the conversation.**

Lucas: Wow! Marcos, who's the new girl?  
 Marcos: The tall girl?  
 Lucas: Mm-hmm. She's pretty. What's her name?

**12 You should visit Brazil!**

**Topic Snapshot**

1.72 **1. Read and listen to the video webchat.**

**1. Who is in Brazil?**

Ans: Hello, Daniel? Are you there?  
 Daniel: Not here, Ana. How are you?  
 Ana: Actually, I'm great! Daniel, guess what?  
 Daniel: What?  
 Ana: Julia Quizon is here with her family. From Canada! She's here in my apartment now!  
 Daniel: Oh, Daniel! It's true. We're here in Brazil for a week.  
 Daniel: Hi, Julia! Lucky you!  
 Julia: Yeah, Brazil is fantastic!  
 Daniel: (Daniel, you should visit Brazil, too! But what's Brazil like?)  
 Daniel: Well, it's a really big country. The people are very nice. The weather is great. The restaurants are fantastic. And the beach are awesome!  
 Daniel: Hey, Julia! You should upload some photos of Brazil to Teen2Teen Friends, OK?  
 Julia: Great idea!  
 Ana: See you later, Daniel!  
 Daniel: Bye, guys!

Meet friends from around the world on the Teen2Teen Friends social networking "website."

**10 Give and accept compliments**

2.41 **1. Read and listen to the conversation.**

2.41 **Positive adjectives**  
 awesome!  
 cool  
 great  
 nice!

2.41 **2. Listen and repeat.**

A: That sweater is so cool!  
 B: This sweater?  
 A: Yeah, it's great. And those red shoes are awesome!  
 B: Thanks!  
 A: You're welcome.

Learn authentic, social language that reflects your reality.

## Realistic ...

**6 Vocabulary Entertainment events**

1.79 **1. Look at the pictures. Read and listen.**

1. a concert      2. a game      3. a movie      4. a party

1.80 **2. Pronunciation Listen and repeat.**

**3. Complete each statement about the events with the Vocabulary.**

- Cool! David's birthday party is at 8:00!
- Awesome! King Kong is my favorite \_\_\_\_\_.
- Hey! What time is the volleyball \_\_\_\_\_?
- The Enrique \_\_\_\_\_ is at the Metro Theater on Saturday.

**Vocabulary** Months of the year; Ordinal numbers 1st-31st

Study and learn new words from clear illustrations and photos. Pronounce them and use them right away.

**3 Grammar Verb be: information questions with Where; be in for location**

**1. Study the grammar.**

Where are you? I'm in Salvador!

Questions with Where	be in for location
Where are you?	I'm in Portugal.
Where am I?	You're in Paris.
Where is Flora?	She's in Spain.
Where is the book?	It's in my English class.

**Language tip**

- Where is = Where's
- Where are NOT Where're

**Reminder**

- Write a question with a question mark (?).
- Write a statement with a period (.).

1.83 **Pronunciation** Listen to the grammar examples. Repeat.

Simple and clear examples aid understanding and use.

For your reality ...



Read interesting articles written at a level you can understand and explore a variety of authentic text types.

About you!



Use English to express your ideas and talk about your own life.



Talk to your classmates about subjects that interest you.

2. Listen again and check your answers.
1. The green pants are / aren't great. The brown ones are / aren't so nice.
  2. The gray sweater is / isn't cool, but it is / isn't very expensive.
  3. The jacket is new / old. It's nice / not nice.
  4. His favorite color is / isn't orange. Her favorite color is / isn't orange.
  5. The shoes are / aren't good-looking. They're black / blue.

Extend your learning  
Use the activities in the  
Workbook and on the  
CD-ROM for extra practice.



## Extra support from your teacher



Digital resources to help bring language to life in the classroom.



Interactive Grammar Presentations to help with learning.



Additional worksheets to consolidate and extend your learning.





Tests to record your progress.



# Learning Objectives

	Grammar	Vocabulary	Social language	Reading and writing
<p>Welcome to <b>Teen 2 Teen</b> page 6</p>				
<p><b>1.</b> Welcome to English class. page 10</p>	<ul style="list-style-type: none"> <li>Verb <i>be</i>: affirmative and negative</li> <li>Subject pronouns</li> </ul>	<ul style="list-style-type: none"> <li>Greetings: hellos and goodbyes</li> </ul>	<ul style="list-style-type: none"> <li>Greet your classmates</li> <li>Apologize for a mistake</li> </ul>	<p><b>Reading</b></p> <ul style="list-style-type: none"> <li>Conversations and captions</li> </ul> <p><b>Writing page 90</b></p> <ul style="list-style-type: none"> <li>Writing a sentence: subjects and verbs</li> </ul>
<p><b>2.</b> Is she your mom? page 16</p>	<ul style="list-style-type: none"> <li>Possessive adjectives</li> <li>Possessive 's and s'</li> <li>Verb <i>be</i>: <i>yes / no</i> questions and short answers</li> <li>Verb <i>be</i>: questions with <i>Who</i> and <i>What</i></li> </ul>	<ul style="list-style-type: none"> <li>The family</li> </ul>	<ul style="list-style-type: none"> <li>Talk about your family</li> </ul>	<p><b>Reading</b></p> <ul style="list-style-type: none"> <li>A picture story</li> </ul> <p><b>Writing page 90</b></p> <ul style="list-style-type: none"> <li>Using periods and question marks</li> </ul>
<p><b>3. Teen 2 Teen friends</b> Where are you from? page 22</p>	<ul style="list-style-type: none"> <li>Verb <i>be</i>: questions with <i>Where</i></li> <li><i>be in</i> for location</li> <li><i>be from</i> for origin</li> </ul>	<ul style="list-style-type: none"> <li>Countries, nationalities, and hometowns</li> </ul>	<ul style="list-style-type: none"> <li>Discuss nationalities</li> </ul>	<p><b>Reading</b></p> <ul style="list-style-type: none"> <li>An online message board</li> <li><b>Skill / strategy:</b> Find supporting details</li> </ul> <p><b>Writing page 91</b></p> <ul style="list-style-type: none"> <li>Capitalization</li> </ul>
<p><b>Review: Units 1–3</b> pages 28–29 All About You Progress Check</p>		<p><b>Cross-curricular Reading: Geography</b> page 96</p>		<p><b>Teen 2 Teen friends Magazine 1</b> page 100</p>
<p><b>4.</b> Are we late? page 30</p>	<ul style="list-style-type: none"> <li>Prepositions <i>on</i> and <i>at</i></li> <li>Verb <i>be</i>: information questions with <i>What time</i>, <i>When</i>, and <i>What day</i></li> </ul>	<ul style="list-style-type: none"> <li>Clock times</li> <li>School subjects</li> <li>Days of the week</li> <li>Expressions of punctuality</li> </ul>	<ul style="list-style-type: none"> <li>Confirm the time of a class</li> </ul>	<p><b>Reading</b></p> <ul style="list-style-type: none"> <li>Profiles from a teen magazine</li> <li><b>Skill / strategy:</b> Classify information</li> </ul> <p><b>Writing page 91</b></p> <ul style="list-style-type: none"> <li>More rules about capitalization</li> </ul>
<p><b>5.</b> The new girl is very cute! page 36</p>	<ul style="list-style-type: none"> <li>Use of adjectives</li> <li>Intensifier <i>very</i></li> <li>Verb <i>be</i>: information questions with <i>What color</i></li> <li>Questions with <i>or</i></li> </ul>	<ul style="list-style-type: none"> <li>Adjectives to describe people</li> <li>Adjectives to describe eyes and hair</li> </ul>	<ul style="list-style-type: none"> <li>Describe a person</li> </ul>	<p><b>Reading</b></p> <ul style="list-style-type: none"> <li>On-the-street interviews</li> <li><b>Skill / strategy:</b> Find supporting details</li> </ul> <p><b>Writing page 92</b></p> <ul style="list-style-type: none"> <li>Capitalization of sentences</li> </ul>
<p><b>6. Teen 2 Teen friends</b> Today's my birthday! page 42</p>	<ul style="list-style-type: none"> <li>Verb <i>be</i>: questions with <i>How old</i></li> <li>Preposition <i>in</i> for months</li> <li>Preposition <i>on</i> for dates</li> </ul>	<ul style="list-style-type: none"> <li>Entertainment events</li> <li>Months of the year</li> <li>Ordinal numbers 1st–31st</li> </ul>	<ul style="list-style-type: none"> <li>Confirm the date of an event</li> </ul>	<p><b>Reading</b></p> <ul style="list-style-type: none"> <li>An events calendar</li> <li><b>Skill / strategy:</b> Scan for information</li> </ul> <p><b>Writing page 92</b></p> <ul style="list-style-type: none"> <li>Capitalization</li> </ul>
<p><b>Review: Units 4–6</b> pages 48–49 All About You Progress Check</p>		<p><b>Cross-curricular Reading: Art</b> page 97</p>		<p><b>Teen 2 Teen friends Magazine 2</b> page 101</p>

	Grammar	Vocabulary	Social language	Reading and Writing
<b>7.</b> Here. Use my phone. page 50	<ul style="list-style-type: none"> <li>• Prepositions and expressions of position and location</li> <li>• The imperative</li> </ul>	<ul style="list-style-type: none"> <li>• Rooms and furniture at home</li> </ul>	<ul style="list-style-type: none"> <li>• Help someone find something</li> </ul>	<b>Reading</b> <ul style="list-style-type: none"> <li>• A dos and don'ts list for English class</li> <li>• Skill / strategy: Apply information</li> </ul> <b>Writing page 93</b> <ul style="list-style-type: none"> <li>• Using exclamation points</li> </ul>
<b>8.</b> It's really sunny now! page 56	<ul style="list-style-type: none"> <li>• <i>Let's / Let's not</i></li> </ul>	<ul style="list-style-type: none"> <li>• Good weather and bad weather</li> <li>• Free-time activities</li> </ul>	<ul style="list-style-type: none"> <li>• Talk about the weather</li> <li>• Suggest activities</li> </ul>	<b>Reading</b> <ul style="list-style-type: none"> <li>• Weather forecasts</li> <li>• Skill / strategy: Interpret visual symbols</li> </ul> <b>Writing page 93</b> <ul style="list-style-type: none"> <li>• Using apostrophes</li> </ul>
<b>9. Teen 2 Teen friends</b> There's a school next door. page 67	<ul style="list-style-type: none"> <li>• <i>there is / there are</i></li> <li>• Questions with <i>How many</i></li> </ul>	<ul style="list-style-type: none"> <li>• Expressions of location in the neighborhood</li> <li>• Places in the neighborhood</li> </ul>	<ul style="list-style-type: none"> <li>• Ask about a neighborhood</li> </ul>	<b>Reading</b> <ul style="list-style-type: none"> <li>• A blog about your neighborhood</li> <li>• Skill / strategy: Find supporting details</li> </ul> <b>Writing page 94</b> <ul style="list-style-type: none"> <li>• Connecting words with commas and <i>and</i></li> </ul>
<b>Review: Units 7–9 pages 68–69</b> All About You Progress Check		<b>Cross-curricular Reading: Earth Science page 98</b>		
<b>10.</b> Look at those black jeans! page 70	<ul style="list-style-type: none"> <li>• Questions with <i>Which</i></li> <li>• Answers with <i>one / ones</i></li> <li>• <i>this / that / these / those</i></li> <li>• Intensifier <i>too</i></li> </ul>	<ul style="list-style-type: none"> <li>• Clothes</li> <li>• Colors</li> </ul>	<ul style="list-style-type: none"> <li>• Give and accept compliments</li> </ul>	<b>Reading</b> <ul style="list-style-type: none"> <li>• An online clothes store</li> <li>• Skill / strategy: Apply prior knowledge</li> </ul> <b>Writing page 94</b> <ul style="list-style-type: none"> <li>• Combining two sentences with <i>and</i></li> </ul>
<b>11.</b> I can do that! page 76	<ul style="list-style-type: none"> <li>• <i>can / can't</i> for ability; statements and <i>yes / no</i> questions</li> <li>• Degrees of ability</li> </ul>	<ul style="list-style-type: none"> <li>• Abilities</li> </ul>	<ul style="list-style-type: none"> <li>• Discuss your abilities</li> </ul>	<b>Reading</b> <ul style="list-style-type: none"> <li>• Profiles of international athletes</li> <li>• Skill / strategy: Classify information</li> </ul> <b>Writing page 95</b> <ul style="list-style-type: none"> <li>• Combining sentences with <i>but</i></li> </ul>
<b>12. Teen 2 Teen friends</b> You should visit Brazil! page 82	<ul style="list-style-type: none"> <li>• <i>should</i> for advice; statements and <i>yes / no</i> questions</li> <li>• <i>should</i>; information questions</li> </ul>	<ul style="list-style-type: none"> <li>• Reasons to visit a place</li> </ul>	<ul style="list-style-type: none"> <li>• Describe your country</li> </ul>	<b>Reading</b> <ul style="list-style-type: none"> <li>• An online travel article</li> <li>• Skill / strategy: Find supporting details</li> </ul> <b>Writing page 95</b> <ul style="list-style-type: none"> <li>• Combining ideas with <i>or</i></li> </ul>
<b>Review: Units 10–12 pages 88–89</b> All About You Progress Check		<b>Cross-curricular Reading: Life Science page 99</b>		
<b>Reference pages 104–106</b>				
<b>Workbook pages W1–W37</b>				

Welcome to

# Teen & Teen

## Classroom directions

1.02 1. Read and listen.



1. read



2. listen



3. repeat



4. write



5. look

1.03 2. Pronunciation Listen and repeat.

## The alphabet

1.04 1. Read and listen.



1.05 2. Pronunciation Listen and repeat.

About you!



Spell your name.


K-A-T-E

## The classroom

1.06

### 1. Look, listen, and read

1. a board
2. a marker
3. a teacher
4. a student
5. a picture
6. a table
7. a book
8. a desk
9. a pencil
10. an eraser
11. a chair
12. a notebook
13. a pen



1.07

### 2. Pronunciation Listen and repeat.

## Numbers 0-10

1.08

### 1. Read and listen.

0

zero

1

one

2

two

3

three

4

four

5

five

6

six

7

seven

8

eight

9

nine

10

ten

1.09

### 2. Pronunciation Listen and repeat.

### 3. Look at the pictures. Write the numbers.



a. three notebooks



b. \_\_\_\_\_ erasers



c. \_\_\_\_\_ teachers



d. \_\_\_\_\_ chairs



e. \_\_\_\_\_ pens



f. \_\_\_\_\_ markers



g. \_\_\_\_\_ student



h. \_\_\_\_\_ books



i. \_\_\_\_\_ desks



j. \_\_\_\_\_ pictures

## Numbers 11-20

1.10 1. Read and listen.



1.11 2. Pronunciation Listen and repeat.

3. Write the numbers.

- a. 15 fifteen    c. 18 \_\_\_\_\_    e. 16 \_\_\_\_\_    g. 12 \_\_\_\_\_    i. 17 \_\_\_\_\_  
b. 19 \_\_\_\_\_    d. 14 \_\_\_\_\_    f. 20 \_\_\_\_\_    h. 13 \_\_\_\_\_    j. 11 \_\_\_\_\_

## Numbers 21-100

1.12 1. Read and listen.



1.13 2. Pronunciation Listen and repeat.

3. Write the numbers.

- a. 31 thirty-one    e. 86 \_\_\_\_\_    i. 58 \_\_\_\_\_    m. 82 \_\_\_\_\_  
b. 63 \_\_\_\_\_    f. 94 \_\_\_\_\_    j. 37 \_\_\_\_\_    n. 75 \_\_\_\_\_  
c. 42 \_\_\_\_\_    g. 77 \_\_\_\_\_    k. 41 \_\_\_\_\_    o. 68 \_\_\_\_\_  
d. 55 \_\_\_\_\_    h. 49 \_\_\_\_\_    l. 99 \_\_\_\_\_    p. 60 \_\_\_\_\_



# Teen2Teen Friends

16:00

## 1.14 Connecting Teens Around the World!

Hi! I'm Julie Duclos.



Hey! Bruno Klein here.



Hello! I'm Gan Yu.



I'm Daniel Campos. Hello!



Adam Lucas, here. Hi!



Hi! I'm Su Berkan.



Hello! I'm Sandra Pacheco.



And I'm Ana Costa. Hi!



I'm Hana Lee. Hi!  
Nice to meet you!



Meet the Teen2Teen Friends in Units 3, 6, 9, and 12,  
and in the Teen2Teen Friends Magazine.

**Grammar:** Verb be • Subject pronouns  
**Vocabulary:** Greetings: hellos and goodbyes  
**Social language:** Greet your classmates • Apologize for a mistake

## Vocabulary Greetings: hellos and goodbyes

1.15 **1. Look at the pictures. Read and listen.**



1. Phil: Hi!  
Jen: Hello!  
Marie: Hi!



2. Teacher: Good morning.  
Classmates: Good morning.



3. Wendy: Good afternoon.  
Ms. Miller: Good afternoon.



4. Hostess: Good evening.  
Mr. Bates: Good evening.



5. Dad: Goodbye.  
Kids: Goodbye.



6. Mom: Good night.  
Paula: Good night.

1.16 **2. Pronunciation Listen and repeat.**

**3. Circle the correct greeting.**

1. 18:30 Good morning. / Good evening.  
2. 10:00 Good morning. / Good evening.

3. 14:00 Good morning. / Good afternoon.  
4. 22:00 Good night. / Good afternoon.

**4. Write the correct greeting.**



1. You Hi! / Hello!



2. You \_\_\_\_\_



3. You \_\_\_\_\_



4. You \_\_\_\_\_



**RAHNAMA**  
P R E S S

@RAHNAMAPRESS  
WWW.RAHNAMAPRESS.COM

Joan Saslow  
Allen Ascher

# Teen & Teen

One

Workbook 1

**OXFORD**  
UNIVERSITY PRESS

# Welcome to Teen & Teen

1. Review the Vocabulary. Write your own study notes (or translation) for each word.

Vocabulary	My study notes	Vocabulary	My study notes	Vocabulary	My study notes
listen	_____	zero	_____	eighteen	_____
look	_____	one	_____	nineteen	_____
read	_____	two	_____	twenty	_____
repeat	_____	three	_____	twenty-one	_____
write	_____	four	_____	twenty-two	_____
a board	_____	five	_____	twenty-three	_____
a book	_____	six	_____	twenty-four	_____
a chair	_____	seven	_____	twenty-five	_____
a desk	_____	eight	_____	thirty	_____
an eraser	_____	nine	_____	forty	_____
a marker	_____	ten	_____	fifty	_____
a notebook	_____	eleven	_____	sixty	_____
a pen	_____	twelve	_____	seventy	_____
a pencil	_____	thirteen	_____	eighty	_____
a picture	_____	fourteen	_____	ninety	_____
a student	_____	fifteen	_____	one hundred	_____
a table	_____	sixteen	_____		
a teacher	_____	seventeen	_____		

2. Look at the pictures. Write the words.



1. a teacher



2. \_\_\_\_\_



3. \_\_\_\_\_



4. \_\_\_\_\_



5. \_\_\_\_\_



6. \_\_\_\_\_



7. \_\_\_\_\_



8. \_\_\_\_\_



9. \_\_\_\_\_



10. \_\_\_\_\_

**1. Review the Vocabulary. Write your own study notes (or translation) for each word or phrase.**

Vocabulary	My study notes	Vocabulary	My study notes
Hi!		Goodbye.	_____
Hello!		Good night.	_____
Good morning.		Nice to meet you.	_____
Good afternoon.		Nice to meet you, too.	_____
Good evening.		Welcome to English class.	_____

**2. Unscramble the greetings, hellos, and goodbyes.**

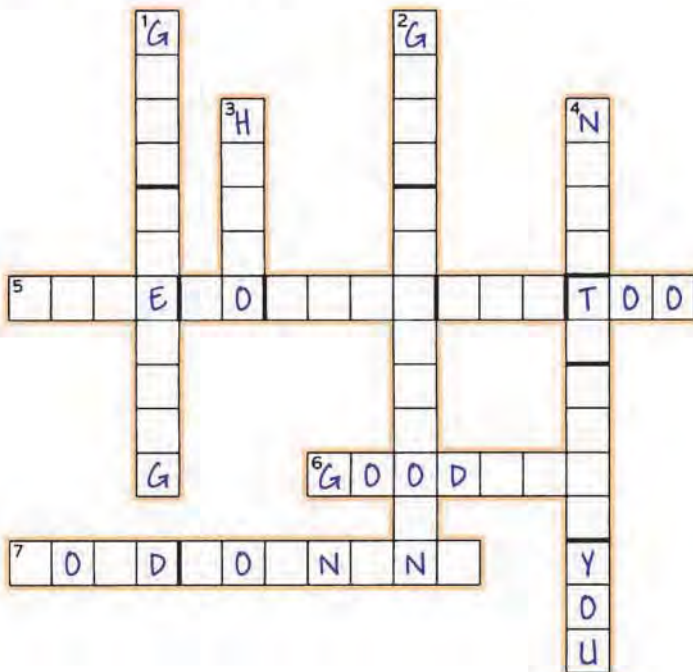
- oGod ningrom Good morning
- doGo thing \_\_\_\_\_
- Goyedob \_\_\_\_\_
- Gdoo footarnen \_\_\_\_\_
- leHlo \_\_\_\_\_
- dooG gnineve \_\_\_\_\_

**3. Look at the time. Write the correct greeting.**



- Good night
- \_\_\_\_\_
- \_\_\_\_\_
- \_\_\_\_\_

**4. Complete the crossword with the Vocabulary.**



**5. Write the correct subject pronoun.**



- they
- \_\_\_\_\_



- \_\_\_\_\_
- \_\_\_\_\_



- \_\_\_\_\_
- \_\_\_\_\_

**6. Rewrite each sentence. Change the contractions to full forms.**

1. We aren't students. We are not students
2. I'm Celina. \_\_\_\_\_
3. It's a notebook. \_\_\_\_\_
4. She's not Clara. \_\_\_\_\_
5. We're partners. \_\_\_\_\_
6. You're not a student. \_\_\_\_\_
7. He isn't Silvio. \_\_\_\_\_

**7. Complete each affirmative statement with *am, is, or are*. Write the full form.**


- |   |                               |
|---|-------------------------------|
| 1. They <u>are</u> _____ Barbara and Isabela. | 4. Ms. Marks _____ a teacher. |
| 2. We _____ students.                         | 5. You _____ partners.        |
| 3. I _____ Mauro.                             | 6. Ana and I _____ students.  |

**8. Complete each statement with a negative form of *am, is, or are*. Write the full form.**

- |  |                                    |
|--|------------------------------------|
| 1. We <u>are not</u> _____ classmates. | 5. Mr. Smith _____ a teacher.      |
| 2. Phil and I _____ classmates.        | 6. Laura and Selma _____ students. |
| 3. I _____ a student.                  | 7. We _____ teachers.              |
| 4. You and I _____ teachers.           |                                    |
















**9. Read the conversation. Then complete each statement.**

- A** Hi, Jack. I'm Karen. Nice to meet you.
- B** Hi, Karen. Nice to meet you, too. But I'm not Jack. I'm Jeremy.
- A** Oh, I'm sorry!
- B** That's OK. He's Jack.
- A** Thanks.
- B** You're welcome.



- |  |  |
|--|--|
| 1. A and B <u>are</u> / aren't Karen and Jeremy. | 4. B is / isn't Jeremy.                  |
| 2. A is / isn't Jack.                            | 5. A and B are / aren't Jeremy and Jack. |
| 3. B is / isn't Jack.                            |  |

**10. Choose the appropriate response. Write a check mark.**

- |  |   |   |
|--|---|---|
| 1.  Thanks.         | 3.  I'm sorry!                 | 5.  Nice to meet you.      |
| a.  I'm sorry!      | a.  Nice to meet you, too.     | a.  You're welcome.        |
| b.  You're welcome. | b.  That's OK.                 | b.  Nice to meet you, too. |
| 2.  Hi, Anne.       | 4.  I'm not Mary. I'm Madelein |   |
| a.  Hi.             | a.  Oh, I'm sorry!             |   |
| b.  I'm Tom.        | b.  That's OK.                 |   |

# Teen2Teen

For your reality

- Teen2Teen makes learning English irresistible:**
- Natural social language reflects the social nature of teens
  - A social networking context makes English come alive
  - Grammar in context gives meaning to language
  - Clearly-presented vocabulary ensures understanding



Student Book & Workbook  
with Extra Practice CD-ROM

**Teen2Teen makes teaching English effortless:**

- Transparent methodology fits every teaching style
- A carefully-paced syllabus promotes student confidence
- Presentation tools reduce planning time
- A bank of worksheets and tests provide extra support for students for successful teaching



Teacher's Edition  
with Teacher's  
Resource CD-ROM



iTools



DVD



Class Audio CDs