



RAHNAMA
P R E S S

@RAHNAMAPRESS
WWW.RAHNAMAPRESS.COM

NEW

English Adventure

Test Book

STARTER A

STARTER B

LEVEL 1

LEVEL 2

Joanna Jagiełło
Cristiana Bruni

NEW

English Adventure

Test Book

Contents	page
Teacher's Notes	3
Starter A	3
Starter B	5
Starter B (EXTRA ADVENTURE)	7
Starter B Audioscript	10
Level 1	11
Level 2	15
Tests	19
Starter A	21
Starter B	31
Starter B (EXTRA ADVENTURE)	49
Level 1	67
Level 2	85

To access audio files for this Test Book, type the following URL into your browser:
pearsonelt.com/newenglishadventure/testaudio

STARTER A Tests Teacher's Notes

Test Unit 1 My body

1 Listen and colour.

- Ask pupils to get crayons of the following colours: yellow, blue, green and pink and then to look at the picture of a monster.
- Pupils are going to listen to the recording and colour in the monster in the picture accordingly. Play the recording and pause it after each point.

TRACK 2

- | | |
|--------------------|------------------|
| 1 My yellow heads. | 3 My blue hands. |
| 2 My pink body. | 4 My green feet. |

4 points (1 point for each correctly coloured part/parts of the body)

2 Listen and colour.

- Ask pupils to look at the boxes with circles.
- Pupils are going to listen to the recording and colour in the correct number of circles in each box accordingly. Play the recording and pause it after each point.

TRACK 3

- | | |
|---------|--------|
| 1 three | 3 five |
| 2 four | 4 one |

4 points (1 point for each correctly coloured box)

3 Listen and circle.

- Ask pupils to look at the pairs of pictures showing children.
- Pupils are going to listen to the recording and circle a picture in each box accordingly. Play the recording and pause it after each point.

TRACK 4

- | | |
|--------------------|--------------------|
| 1 Touch your head. | 2 Clap your hands. |
|--------------------|--------------------|

2 points (1 point for each correctly circled picture)

Test Unit 2 My family

1 Listen and tick (✓) or cross (✗).

- Ask pupils to look at the pictures of family members.
- Pupils are going to listen to the recording and tick (✓) the pictures with descriptions which are true and cross (✗) the pictures with descriptions which are false. Play the recording and pause it after each point.

TRACK 5

- | | |
|-----------------------|----------------------|
| 1 This is my grandma. | 5 This is my sister. |
| 2 This is my grandpa. | 6 This is my dad. |
| 3 This is my mum. | 7 This is my family. |
| 4 This is my brother. | |

Answers: 1 - ✓, 2 - ✗, 3 - ✗, 4 - ✓, 5 - ✗, 6 - ✗, 7 - ✓.

7 points (1 point for each correctly marked picture)

2 Listen and circle.

- Ask pupils to look at the pairs of pictures showing a cat.
- Pupils are going to listen to the recording and circle a picture in each box accordingly. Play the recording and pause it after each point.

TRACK 6

- | | |
|----------------|--------|
| 1 Turn around! | 3 Run! |
| 2 Jump! | |

3 points (1 point for each correctly circled picture)

Test Unit 3 My classroom

1 Listen and circle.

- Ask pupils to look at the pairs of pictures showing classroom items.
- Pupils are going to listen to the recording and circle a picture in each box accordingly. Play the recording and pause it after each point.

TRACK 7

- | | |
|------------------------|-----------------------|
| 1 It's a book. | 4 It's a rubber. |
| 2 Look, three pencils. | 5 It's a big chair. |
| 3 It's a small table. | 6 Look, four crayons. |

6 points (1 point for each correctly circled picture)

2 Listen and colour.

- Ask pupils to get crayons of the following colours: yellow, blue, green and pink and then to look at the pictures of classroom items.
- Pupils are going to listen to the recording and colour in the classroom items in the picture accordingly. Play the recording and pause it after each point.

TRACK 8

- | | |
|----------------------|------------------------|
| 1 It's a pink chair. | 3 It's a blue book. |
| 2 It's a green bag. | 4 It's a yellow table. |

4 points (1 point for each correctly coloured item)

Test Unit 4 Animals

1 Listen and tick (✓).

- Ask pupils to look at the pairs of pictures showing animals.
- Pupils are going to listen to the recording and tick (✓) a picture in each box accordingly. Play the recording and pause it after each point.

TRACK 9

- | | |
|-----------------|------------------|
| 1 It's a dog. | 4 It's a rabbit. |
| 2 It's a horse. | 5 It's black. |
| 3 It's a bird. | 6 It's white. |

6 points (1 point for each correctly marked picture)

2 Listen and colour.

- Ask pupils to look at the boxes with pictures of animals.
- Pupils are going to listen to the recording and colour in the correct number of pictures in each box accordingly. Play the recording and pause it after each point.

TRACK 10

- | | |
|--------------|---------------|
| 1 seven cats | 3 six rabbits |
| 2 nine birds | 4 ten horses |

4 points (1 point for each correctly coloured box)

Test Unit 5 The sea

1 Listen and circle.

- Ask pupils to look at the pairs of pictures showing marine animals.
- Pupils are going to listen to the recording and circle a picture in each box accordingly. Play the recording and pause it after each point.

TRACK 11

- | | |
|--------------------|--------------------|
| 1 It's a seahorse. | 4 I'm sad! |
| 2 I'm happy! | 5 It's an octopus. |
| 3 It's a shell. | 6 It's a turtle. |

6 points (1 point for each correctly circled picture)

2 Listen and colour.

- Ask pupils to get crayons of the following colours: brown, orange, purple and pink and then to look at the picture of an aquarium with marine animals.
- Pupils are going to listen to the recording and colour in the marine animals in the picture accordingly. Play the recording and pause it after each point.

TRACK 12

- | | |
|-------------------------------|------------------------------|
| 1 It's a crab. It's brown. | 3 It's a fish. It's orange. |
| 2 It's a starfish. It's pink. | 4 It's a shell. It's purple. |

4 points (1 point for each correctly coloured element)

Test Unit 6 Toys

1 Listen and tick (✓) or cross (✗).

- Ask pupils to look at the pictures of toys.
- Pupils are going to listen to the recording and tick (✓) the pictures with descriptions which are true and cross (✗) the pictures with descriptions which are false. Play the recording and pause it after each point.

TRACK 13

- | | |
|----------------|-----------------|
| 1 It's a doll. | 4 It's a yo-yo. |
| 2 It's a boat. | 5 It's a kite. |
| 3 It's a car. | 6 It's a train. |

Answers:

1 - ✓, 2 - ✗, 3 - ✗, 4 - ✓, 5 - ✗, 6 - ✓.

6 points (1 point for each correctly marked picture)

2 Listen, draw and colour.

- Ask pupils to get crayons of the following colours: brown, blue, purple and green and then to look at the pictures of children.
- Pupils are going to listen to the recording, draw correct toys in the speech bubbles and colour them in accordingly. Play the recording and pause it after each point.

TRACK 14

- | |
|---|
| 1 I've got a blue train. I've got a brown teddy bear. |
| 2 I've got a purple boat. I've got a green ball. |

4 points (1 point for each correctly drawn and coloured toy)

Test Unit 7 Food

1 Listen and draw ☺ or ☹.

- Ask pupils to look at the picture of a boy and different kinds of food.
- Pupils are going to listen to the recording and draw a happy face next to the pictures of food the boy likes and a sad face next to the pictures of the food the boy does not like. Play the recording and pause it after each point.

TRACK 15

- | | |
|-----------------------|-------------------------|
| 1 I like milk. | 4 I don't like bread. |
| 2 I like pears. | 5 I like cheese. |
| 3 I don't like juice. | 6 I don't like chicken. |

6 points (1 point for each correctly marked picture)

2 Listen and draw.

- Pupils are going to listen to the recording and draw the correct amount of food in each box accordingly.

TRACK 16

- | | |
|----------------|---------------|
| 1 three apples | 3 five eggs |
| 2 two cakes | 4 six oranges |

4 points (1 point for each correctly drawn picture)

Test Unit 8 My holidays

1 Listen and circle.

- Ask pupils to look at the pairs of pictures showing animals, holiday places and holiday items.
- Pupils are going to listen to the recording and circle a picture in each box accordingly. Play the recording and pause it after each point.

TRACK 17

- | | |
|--------------------|----------------------|
| 1 It's the sea. | 4 It's the beach. |
| 2 It's a starfish. | 5 Look, six crabs. |
| 3 It's a seahorse. | 6 Look, seven kites. |

6 points (1 point for each correctly circled picture)

2 Listen and colour.

- Ask pupils to get crayons of the following colours: brown, blue, purple and pink and then to look at the picture of toys.
- Pupils are going to listen to the recording and colour in the toys in the picture accordingly. Play the recording and pause it after each point.

TRACK 18

- | | |
|-------------------------|--------------------------------|
| 1 I've got a pink kite. | 3 I've got a brown teddy bear. |
| 2 I've got a blue ball. | 4 I've got a purple boat. |

4 points (1 point for each correctly coloured toy)

End of year Test

1 Listen and circle.

- Ask pupils to look at the pairs of pictures showing parts of the body, classroom items, animals and children.
- Pupils are going to listen to the recording and circle a picture in each box accordingly. Play the recording and pause it after each point.

TRACK 19

- | | |
|-----------------------|--------------------|
| 1 It's my head. | 3 Turn around! |
| 2 It's a small chair. | 4 Stamp your feet! |

4 points (1 point for each correctly circled picture)

2 Listen and tick (✓) or cross (✗).

- Ask pupils to look at the pictures of family members, food products, animals and holiday places.
- Pupils are going to listen to the recording and tick (✓) the pictures with descriptions which are true and cross (✗) the pictures with descriptions which are false. Play the recording and pause it after each point.

TRACK 20

- | | |
|------------------------|--------------------|
| 1 I don't like cheese. | 3 I'm sad. |
| 2 It's a sandcastle. | 4 It's my grandma. |

Answers: 1 - ✗, 2 - ✓, 3 - ✓, 4 - ✗.

4 points (1 point for each correctly marked picture)

3 Listen, draw and colour.

- Ask pupils to get crayons of the following colours: grey and orange.
- Pupils are going to listen to the recording, draw some objects or animals in the boxes and colour them in accordingly. Play the recording and pause it after each point.

TRACK 21

- | | |
|----------------------------|-----------------------------|
| 1 I've got an orange book. | 3 I've got a grey starfish. |
| 2 I've got two birds. | 4 I've got seven balls. |

4 points (1 point for each correctly drawn and coloured toy)

STARTER B Tests Teacher's Notes

Unit 1 My face Test

1 Listen and tick (✓) or cross (✗).

- Ask pupils to look at the pictures showing parts of the face.
- Pupils are going to listen to the recording and tick (✓) the pictures with descriptions which are true and cross (✗) the pictures with descriptions which are false. Play the recording and pause it after each point.

Track 2 (see page 10 for audioscript)

Answers: 1 – ✓, 2 – ✗, 3 – ✗, 4 – ✓.

4 points (1 point for each correctly marked picture)

2 Listen and colour.

- Ask pupils to get crayons of the following colours: blue, brown, purple, pink and orange and then to look at the pictures of crayons.
- Pupils are going to listen to the recording and colour the crayons in accordingly. Play the recording and pause it after each point.

Track 3 (see page 10 for audioscript)

5 points (1 point for each correctly coloured crayon)

3 Listen and colour.

- Ask pupils to get crayons of the following colours: pink, purple, brown and blue and then to look at the picture of a teddy bear.
- Pupils are going to listen to the recording and colour the teddy bear in accordingly. Play the recording and pause it after each point.

Track 4 (see page 10 for audioscript)

4 points (1 point for each correctly coloured part)

4 Listen and draw.

- Ask pupils to look at the pictures of faces.
- Pupils are going to listen to the recording and draw a happy or a sad face accordingly. Play the recording and pause it after each point.

Track 5 (see page 10 for audioscript)

2 points (1 point for each correctly drawn face)

Unit 2 Animals Test

1 Listen and tick (✓) or cross (✗).

- Ask pupils to look at the pictures of animals.
- Pupils are going to listen to the recording and tick (✓) the pictures with descriptions which are true and cross (✗) the pictures with descriptions which are false. Play the recording and pause it after each point.

Track 6 (see page 10 for audioscript)

Answers: 1 – ✓, 2 – ✓, 3 – ✗, 4 – ✓, 5 – ✗, 6 – ✓.

6 points (1 point for each correctly marked picture)

2 Listen and circle.

- Ask pupils to look at the pairs of pictures showing blots.
- Pupils are going to listen to the recording and circle a blot in each pair accordingly. Play the recording and pause it after each point.

Track 7 (see page 10 for audioscript)

3 points (1 point for each correctly circled picture)

3 Listen and tick (✓).

- Ask pupils to look at the pairs of pictures showing birds.
- Pupils are going to listen to the recording and tick (✓) a picture in each box accordingly. Play the recording and pause it after each point.

Track 8 (see page 10 for audioscript)

4 points (1 point for each correctly marked picture)

4 Listen, draw and colour.

- Ask pupils to get crayons of the following colours: grey and red.
- Pupils are going to listen to the recording, draw animals in the boxes and colour them in accordingly. Play the recording and pause it after each point.

Track 9 (see page 10 for audioscript)

2 points (1 point for each correctly drawn and coloured picture)

Unit 3 My toys Test

1 Listen and tick (✓) or cross (✗).

- Ask pupils to look at the pictures of children with toys.
- Pupils are going to listen to the recording and tick (✓) the pictures with descriptions which are true and cross (✗) the pictures with descriptions which are false. Play the recording and pause it after each point.

Track 10 (see page 10 for audioscript)

Answers: 1 – ✓, 2 – ✗, 3 – ✓, 4 – ✓, 5 – ✗, 6 – ✗.

6 points (1 point for each correctly marked picture)

2 Listen and colour.

- Ask pupils to look at the boxes with circles.
- Pupils are going to listen to the recording and colour in the correct number of circles in each box accordingly. Play the recording and pause it after each point.

Track 11 (see page 10 for audioscript)

4 points (1 point for each correctly coloured box)

3 Listen and circle.

- Ask pupils to look at the pictures of toys.
- Pupils are going to listen to the recording and circle the pictures accordingly. Play the recording and pause it after each point.

Track 12 (see page 10 for audioscript)

3 points (1 point for each correctly circled picture)

4 Listen and draw.

- Pupils are going to listen to the recording and draw the correct number of toys in each box. Play the recording and pause it after each point.

Track 13 (see page 10 for audioscript)

2 points (1 point for each correctly drawn picture)

Unit 4 Food Test

1 Listen and circle.

- Ask pupils to look at the pairs of pictures showing different kinds of food.
- Pupils are going to listen to the recording and circle a picture in each box accordingly. Play the recording and pause it after each point.

Track 14 (see page 10 for audioscript)

6 points (1 point for each correctly circled picture)

2 Listen and draw.

- Pupils are going to listen to the recording and draw the food which the boy likes in his speech bubble. Play the recording and pause it after each point.

Track 15 (see page 10 for audioscript)

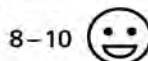


3 points (1 point for each correctly drawn food item)

My body

Test

Name Class


TOTAL: / 10



1 Listen and colour.

TRACK 2

..... / 4

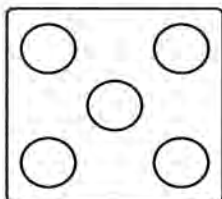


2 Listen and colour.

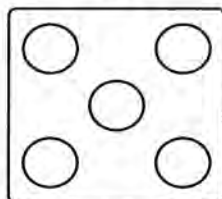
TRACK 3

..... / 4

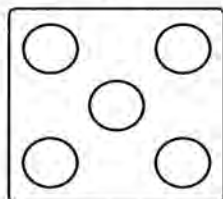
1



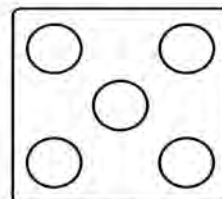
2



3



4



3 Listen and circle.

TRACK 4

..... / 2

1





2




Name Class

TOTAL: / 10

0-3 


4-7 


8-10 


1 Listen and tick (✓) or cross (X).


TRACK
5


..... / 7


1 


2 

3 

4 

5 


6 


7 


2 Listen and circle.

TRACK
6

..... / 3

1 

2 

3 

My classroom Test

Name Class

TOTAL: / 10

0-3



4-7



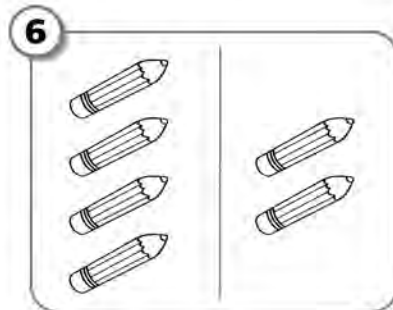

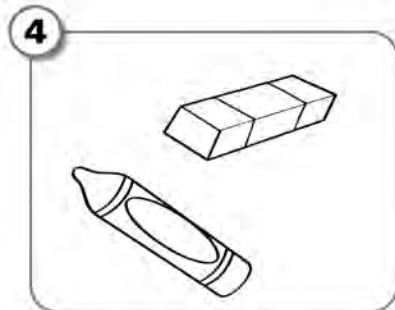
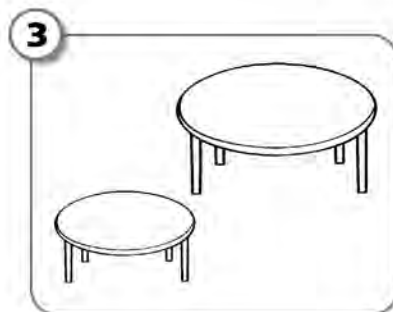
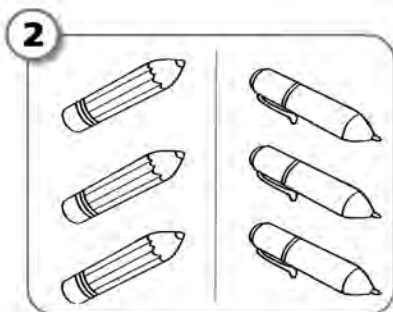
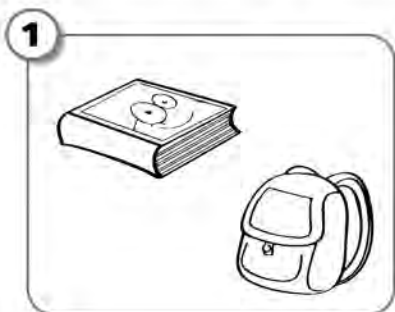
8-10



1 Listen and circle.

TRACK
7

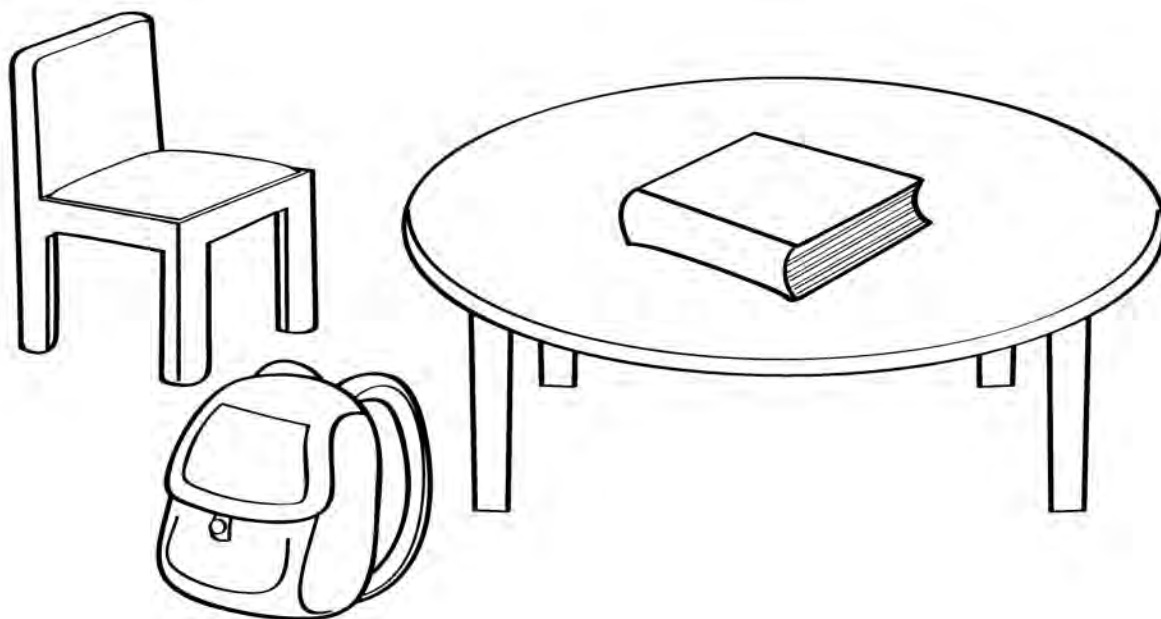
..... / 6



2 Listen and colour.

TRACK
8

..... / 4



Animals

Name Class

TOTAL: / 10

0-3 ☹️

4-7 😊

8-10 😄

1 Listen and tick (✓).

TRACK
9

..... / 6

1

2

3

4

5

6

2 Listen and colour.

TRACK
10

..... / 4

1

2

3

4



RAHNAMA
P R E S S

@RAHNAMAPRESS
WWW.RAHNAMAPRESS.COM

Disney • PIXAR

PEARSON

ISBN 978-1-4479-4916-9



9 781447 949169 >