



RAHNAMA
P R E S S

@RAHNAMAPRESS
WWW.RAHNAMAPRESS.COM

with
stick

Jolly Phonics Activity Book

5

Sara Wernham and Sue Lloyd

Illustrated by Lib Stephen



z w ng v oo oo



Revise your Sounds

CAN YOU
Remember these
sounds from
Activity Books
1, 2, 3 and 4?

You can practise writing them but you
don't have to do them all at once!

m

c

s

p


j

d

b

f

k



h

g

l

n

t

r


Colour
the
tree!



Zz

It is a beautiful spring day and Bee and I from the hive are busy collecting pollen. The flower to flower, buzzing 'zzzzzzzz' as the lands in the middle of a big soft flower and sits down. "It's time for a rest," she buzzes, "Zzzz."

Colour
the
picture!



NOW YOU CAN

Do the
action and
say the
sound!



Action

Put your arms out at your sides and flap them like a bee, saying ZZZZZZZZZZ.

Which of these things have the sound 'z' in them?
Join them to the 'z'.




NOW YOU CAN

Write the letter.
Start at the top!
Try different
colours!



Inky says,
"Hold your
pencil
correctly!"



Tips for Parents

Remember to call 'z' by its sound 'zzz' and not its name 'zed'.

BZZZZZZING BEE

Starting at the bee, buzz your pencil to every flower with a 'z' in it and practise writing the letter.

A collection of colorful flowers on a light blue background. A bee is at the top left. The flowers contain various letters and symbols: 'z', 'p', 'or', 'z', 'b', 'z', 'a', 'z', 'ai', 'i', 't', 'o', 'ie', 'z', 'u', 'z', 'n', 'm', 'oa', 'z', 'g', 'z', 'z', 'l', 'z', 'ee', 'c', 'z'. Some flowers are empty circles.




Vowel Forest



RAHNAMA
P R E S S

@RAHNAMAPRESS
WWW.RAHNAMAPRESS.COM


Say the word, listen for the missing vowel sound and write it in.



g__t



f__t



p__



p__nt



b__t



f__k



h__n



t__



tr__



r__n



tr__n




b__

Ww

Bee lies in the middle of the soft flower and the clouds float by. She thinks one of the clouds like a big face. "It is probably the west wind blowing the clouds along," she laughs. Bee blows at the clouds too, pretending she is the wind - w, w, w. "I could stay here all day," she buzzes happily.

Colour
the
picture!



NOW YOU CAN

Do the
action and
say the
sound!



Action

Blow onto your open hand, as if you are the wind, and say *wh, wh, wh.*

Jolly Phonics Activity Books

The first fun steps in learning to read and write



Have fun learning to read and write at home.

The Jolly Phonics Activity Books 1 - 7 guide children through the early stages of reading and writing, building confidence and important educational skills along the way. Clear, straightforward instructions lead the way to fun, engaging activities that children will love.



© Sara Wernham, Sue Lloyd 2010 (text) © Lib Stephen 2010 (illustrations)
Designed & Edited by Caroline Petherbridge



Jolly Learning Ltd

www.jollylearning.co.uk info@jollylearning.co.uk

Tailours House, High Road, Chigwell, Essex, IG7 6DL, UK. Tel: 020 8501 0405
50 Winter Sport Lane, Williston, VT 05495, USA. Tel: 1-800-488-2665

