



RAHNAMA
P R E S S

@RAHNAMAPRESS
WWW.RAHNAMAPRESS.COM

Mario Her

Christopher Sol Cruz

BIG ENGLISH



2ND EDITION
ASSESSMENT PACK



Big English Assessment Pack	iv
Assessment of Young Learners	vi
Test-taking Strategies	x
Scoring in Big English	xii
Student Self-Tracking Progress Charts	xvii
Level 1 Diagnostic Pre-Test	02
Speaking Assessment Prompts	06
Unit 1 Practice Test	08
Unit 1 Unit Test	10
Unit 1 Speaking Assessment Prompts	12
Unit 2 Practice Test	14
Unit 2 Unit Test	16
Unit 2 Speaking Assessment Prompts	18
Unit 3 Practice Test	20
Unit 3 Unit Test	22
Unit 3 Speaking Assessment Prompts	24
Units 1–3 Mastery Test	26
Unit 4 Practice Test	32
Unit 4 Unit Test	34
Unit 4 Speaking Assessment Prompts	36
Unit 5 Practice Test	38
Unit 5 Unit Test	40
Unit 5 Speaking Assessment Prompts	42
Unit 6 Practice Test	44
Unit 6 Unit Test	46
Unit 6 Speaking Assessment Prompts	48
Units 4–6 Mastery Test	50
Unit 7 Practice Test	56
Unit 7 Unit Test	58
Unit 7 Speaking Assessment Prompts	60
Unit 8 Practice Test	62
Unit 8 Unit Test	64
Unit 8 Speaking Assessment Prompts	66
Unit 9 Practice Test	68
Unit 9 Unit Test	70
Unit 9 Speaking Assessment Prompts	72
Units 7–9 Mastery Test	74
Level 1 Final Exam	80
Speaking Assessment Prompts	85
Answer Key and Audioscript	87

6 **1** Look. Listen and check (✓).



yes no



yes no




yes no



yes no

7 **2** Listen and color.



8 **3** Listen and circle.



4 Look and check.

1



It is a backpack.

2



It is a pen.

3



They are markers.

4



They are books.

5 Look and circle.

1



pencil ruler

2



eraser book

3



chair desk

6 Read, look, and write.

1 What is it?



It is a _____

2 What are they?



They are _____

3 What is it?



It is a _____

4 What are they?



They are _____

1 Listen and circle.

1




2



3



4



2 Look. Listen and check (✓).

1



yes no

2



yes no

3



yes no

3 Listen and color.

1



2



3




4




4 Listen and count. Then check (✓).

1



yes no

2



yes no

3



yes no

5 Look and circle. Then use the words from the box.

backpack book desk eraser



1 It is a / They're



2 It is a / They're

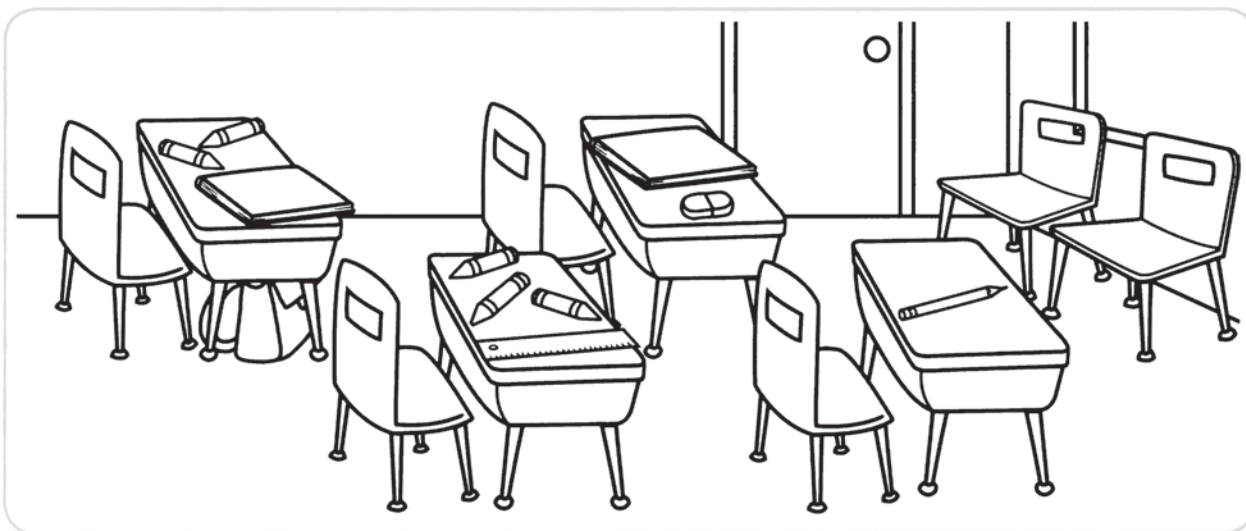


3 It is a / They're



4 It is an / They're

6 Listen and color.







- 1 Have the student look at the picture. Point to the different objects in the picture and ask: *What's this?* Prompt responses in the form of *It is a/an (pencil, ruler, eraser, etc.), They are (books, crayons, etc.)*.
- 2 Hold up or point to various classroom items one at a time and ask the student: *What color is it?* Prompt responses in the form of *It's (red/yellow/blue/green, etc.)*.



Challenge:

Ask the student to point out something else in the room that is one of the four named colors. Prompt him/her to say, *It's (red/yellow/blue/green, etc.)*.

1 Listen and circle.

1



2




3



4



2 Look and match. Draw lines.



1 brother

2 dad

3 mom

4 sister

3 Look and circle.



mom dad



grandma grandpa

4 Look. Listen and check (✓).



yes ; no



yes ; no



yes ; no



yes ; no

5 Read and write your answer.



1 How many brothers are there?



2 How many sisters are there?



3 How many are in the family? Who are they?

6 Write your answers.

How many people are in your family? _____

Who are they? _____

16 **1** Listen and circle.

1			2		
3			4		

17 **2** Look. Listen and check (✓).

1		2		3		4	
<input type="checkbox"/> yes ; <input type="checkbox"/> no		<input type="checkbox"/> yes ; <input type="checkbox"/> no		<input type="checkbox"/> yes ; <input type="checkbox"/> no		<input type="checkbox"/> yes ; <input type="checkbox"/> no	

3 Write your answer. How many brothers and sisters do you have?

4 Look and circle.

1



- a two brothers
- b dad and brother


2




- a three sisters
- b mom and two sisters

5 Look and write. Use the words from the box.

mom dad sister
grandma grandpa brother







- 1 Ask the student to draw a simple picture of his/her family. Point to the whole picture. Ask the student: *Who are they?* Point to an individual in the picture and ask the student: *Who is he/she?* Prompt answers in complete sentences: *They are my family. She is my mom.* Continue until everyone in the picture has been identified.



Challenge:

Present a simple drawing you've done of your family. Have the student switch roles with you. He/she should point to people in your picture and ask the questions: *Who is he/she?*

- 2 Point to the picture on page 38. Have the student look at the picture. Point to the different people in the picture. Ask: *Who is this?* Prompt responses in the form of *It is mom/dad. They are brothers/sisters*, etc. Then point to different family members in the picture and ask: *How many...? Who are they? Who is this?*, etc.



Challenge:

Say: *I have (two sisters). How many (sisters) do you have?* Guide the student to answer in complete sentences: *I have (two/no) sisters./I have (one) sister.*



just got **BIGGER!**

Big English 2nd edition builds on the firm foundations and big ideas of the first edition and brings exciting new features and components to help young learners progress and communicate confidently.

Three academic pillars prepare students for the challenges they will find in today's world:

- **CLIL** motivates students to explore and enquire, by integrating meaningful content from other areas.
- **21st century skills** empower students to get ahead in a changing world: collaborating, communicating, thinking critically and working creatively.
- **Assessment for Learning** develops the confidence students need to succeed in English and in life.

Think BIG! Dream BIG!

English.com/BigEnglish2



LEVEL 1	<A1	14-27	Starters
LEVEL 2	<A1/A1	17-33	Starters
LEVEL 3	A1/A2	20-37	Movers
LEVEL 4	A2/A2+	23-40	Movers
LEVEL 5	A2/B1	26-44	Flyers
LEVEL 6	A2+/B1	29-47	Flyers

ISBN 978-1-292-23320-8

