



RAHNAMA  
P R E S S

@RAHNAMAPRESS  
WWW.RAHNAMAPRESS.COM

CD Included!

LET'S  
GO

# Phonics 3

Jeffrey D. Lehman



OXFORD

# Table of Contents







**RAHNAMA**  
P R E S S

@RAHNAMAPRESS  
WWW.RAHNAMAPRESS.COM

	General Review	
<b>Unit 1</b>	-s and -es	10
<b>Unit 2</b>	Silent Letters b, k, w	12
<b>Unit 3</b>	Review: Units 1-2	14
<b>Unit 4</b>	au and aw	17
<b>Unit 5</b>	ou and ow	20
<b>Unit 6</b>	oi and oy	23
<b>Unit 7</b>	ow and ea	26
<b>Unit 8</b>	oo	29
<b>Unit 9</b>	Review: Units 4-8	32
<b>Unit 10</b>	Three-letter Blends thr, shr, scr, spr, str	35
<b>Unit 11</b>	Digraphs and Blends with n nk, nd, ng, nt	38
<b>Unit 12</b>	Other Digraphs and Blends ck, lk, st, rt	41
<b>Unit 13</b>	Other Blends rch, nch, tch	44
<b>Unit 14</b>	Review: Units 10-13	47
<b>Unit 15</b>	ar	50
<b>Unit 16</b>	er	52
<b>Unit 17</b>	ir	54
<b>Unit 18</b>	or	56
<b>Unit 19</b>	ur	58
<b>Unit 20</b>	Review: Units 15-19	60



## A. Begins with b, p, d, or t. Circle.

1.  2.  3.  4. 
- b p d t      b p d t      b p d t      b p d t






## B. Ends with b, p, d, or t. Listen and circle. Track 2

1.  2.  3.  4. 
- b p d t      b p d t      b p d t      b p d t






## C. Begins or ends with the f or v sound. Write.

1.  2.  3.  4.  5. 
- \_\_\_\_\_ | f      \_\_\_\_\_ |      \_\_\_\_\_ |      \_\_\_\_\_ | v      \_\_\_\_\_ |

## D. Begins or ends with m or n. Listen and write. Track 3






1.  2.  3.  4.  5. 
- \_\_\_\_\_ |      \_\_\_\_\_ |      \_\_\_\_\_ |      \_\_\_\_\_ |      \_\_\_\_\_ |

## E. a or e. Listen and fill. Track 4

1.  2.  3.  4.  5. 
- (a) (e)      (a) (e)      (a) (e)      (a) (e)      (a) (e)








**F. e or i. Fill.**

1.  2.  3.  4.  5. 

(e) (i)      (e) (i)      (e) (i)      (e) (i)      (e) (i)

**G. i or o. Listen and check.**  Track 5

1.  2.  3.  4.  5. 






o  i       o  i       o  i       o  i       o  i

**H. o or u. Check.**

1.  2.  3.  4.  5. 

o  u       o  u       o  u       o  u       o  u

**I. h or j. Fill.**

1.  2.  3.  4.  5. 

h
j

h
j

h
j

h
j

h
j

**J. Hard g or soft g. Listen and color.**  Track 6

1.  2.  3.  4.  5. 

hard g
soft g

hard g
soft g

hard g
soft g





hard g
soft g

hard g
soft g

**K. Begins or ends with s or z. Listen and write.**  Track 7

1. 	2. 	3. 	4. 	5. 
—   —	—   —	—   —	—   —	—   —

**L. Begins with r, l, w, or y. Circle.**

1. r   	2. r   	3. r   	4. r   
w   y	w   y	w   y	w   y


**M. Ends with r or l. Listen and circle.**  Track 8

1. 	2. 	3. 	4. 	5. 
r   l	r   l	r   l	r   l	r   l

**N. Ends with k or x. Listen and write.**  Track 9

1. 	2. 	3. 	4. 	5. 
—	—	—	—	—

**O. Begins with k or qu. Write.**

1. 	2. 	3. 	4. 	5. 
—	—	—	—	—













**P. Listen and write the words.**  Track 10

1.  _ u _	2.  _ o _	3.  _ o _	4.  _ a _	5.  _ e _
6.  _ e _	7.  _ a _	8.  _ u _	9.  _ a _	10.  _ e _
11.  _ e _	12.  _ o _	13.  _ e _	14.  _ a _	15.  _ i _











**Q. Listen and write the words.**  Track 11

1.  _ rat _	2.  _ _ _	3.  _ _ _	4.  _ _ _	5.  _ _ _
6.  _ _ _	7.  _ _ _	8.  _ _ _	9.  _ _ _	10.  _ _ _






A. bl, cl, fl, gl, pl, or sl. Write.

1.  __ock	2.  __ue	3.  __ip	4.  __im	5.  __ue
6.  __ay	7.  __am	8.  __ower	9.  __obe	10.  __ack

B. cr, br, fr, dr, gr, pr, or tr. Listen and write.  Track 12

1.  __ince	2.  __ee	3.  __og	4.  __een	5.  __ab
6.  __ead	7.  __um	8.  __ayon	9.  __ess	10.  __esent

C. sc, sm, or sn. Listen and circle.  Track 13

1.  sc sm sn	2.  sc sm sn	3.  sc sm sn	4.  sc sm sn	5.  sc sm sn
--	--	--	--	--



**D. sk, sp, st, or sw. Circle.**

1.	2.	3.	4.
sk sp st sw	sk sp st sw	sk sp st sw	sk sp st sw

**E. Magic e with a, e, i, o, or u. Listen and write.** Track 14



1.	2.	3.	4.	5.
k_te	p_ne	v_se	th_se	h_le
6.	7.	8.	9.	10.
b_ne	t_be	sc_ne	f_ve	b_ke


**F. Begins or ends with sh or ch. Listen and write.** Track 15


1.	2.	3.	4.	5.
_____	_____	_____	_____	_____





G. th. Listen and color.  Track 16


 = th thank       = th the

1. 


2. 


3. 


4. 


5. 


H. wh or ph. Listen and check.  Track 17

1.  wh  ph

2.  wh  ph

3.  wh  ph

4.  wh  ph

5.  wh  ph

I. ai or ay. Check.

1.  ai  ay


2.  ai  ay


3.  ai  ay


4.  ai  ay


5.  ai  ay


J. ea, ee, e, or y. Write.

1.  d\_\_r

2.  l\_\_f

3.  sh\_\_

4.  cand\_\_

5.  j\_\_ns





# Phonics 3

Phonics 3

## Three levels of LET'S GO Phonics teach

- the **letters** of the alphabet
- the **sounds** letters make
- the **words** that use these sounds
- a lot of **new vocabulary**

## Every unit has the same ready-to-teach sections:

- **Let's Learn:** Hear the sounds on audio CD, say them, and see them written and illustrated in the book.
- **Let's Practice:** Practice the sounds with writing and listening activities. Use the words that model the sounds to teach extra vocabulary.
- **Let's Choose:** Recognize the difference between similar sounds.
- **Let's Read:** Practice the letters, sounds, and words in context.
- **Review Units:** Review and assess progress.

Sounds easy!



Looks fun!



★ Hundreds of **color pictures** model the sounds and words

★ Lots of **different activities** for different types of practice

**Let's Go Online!**

Go to [www.oup.com/elt/letsgo](http://www.oup.com/elt/letsgo) for free resources to use in class

To order Oxford University Press publications, please see our latest catalog or contact your local Oxford office or sales representative.

**OXFORD**  
UNIVERSITY PRESS

[www.oup.com](http://www.oup.com)

ISBN 019439508-1



9 780194 395083

Lehman

OXFORD