



RAHNAMA
P R E S S

@RAHNAMAPRESS
WWW.RAHNAMAPRESS.COM

CD Included!

LET'S
GO

Phonics 2

Jeffrey D. Lehman








OXFORD






Table of Contents

	General Review	page 2
Unit 1	Blends with l bl, cl, fl, gl, pl, sl	8
Unit 2	Blends with r cr, br, dr, fr, gr, pr, tr	11
Unit 3	Blends with s sc, sm, sn, sk, sp, st, sw	14
Unit 4	Review: Units 1-3	17
Unit 5	Magic e with a and e	20
Unit 6	Magic e with i	22
Unit 7	Magic e with o	24
Unit 8	Magic e with u	26
Unit 9	Vowels and Magic e	28
Unit 10	Review Units 5-9	30
Unit 11	sh and ch	33
Unit 12	th	36
Unit 13	wh and ph	39
Unit 14	Review: Units 11-13	42
Unit 15	The Long a Sound ai, ay	45
Unit 16	The Long e Sound ea, ee, e, y	48
Unit 17	The Long i Sound y, ie	51
Unit 18	The Long o Sound oa, oe, ow	54
Unit 19	The Long u Sound ue, ui	57
Unit 20	Review: Units 15-19	60






A. Begins with b or p. Listen and write. Track 2

1. 	2. 	3. 	4. 	5. 
<u> </u> p	<u> </u>	<u> </u>	<u> </u>	<u> </u>






B. Ends with b or p. Circle.

1. 	2. 	3. 	4. 	5. 
(b) p	b p	b p	b p	b p

C. Begins with d or t. Listen and write. Track 3

1. 	2. 	3. 	4. 	5. 
<u>d</u> iamond	<u> </u> ea <u> </u> pot	<u> </u> en	<u> </u> oll	<u> </u> og

D. Ends with d or t. Check.

1. 	2. 	3. 	4. 	5. 
<input type="checkbox"/> d <input checked="" type="checkbox"/> t	<input type="checkbox"/> d <input type="checkbox"/> t	<input type="checkbox"/> d <input type="checkbox"/> t	<input type="checkbox"/> d <input type="checkbox"/> t	<input type="checkbox"/> d <input type="checkbox"/> t

E. Begins with f or v. Circle the words with the same sound.

1. **f**ox



4



2. **v**an



F. Ends with the f or v sound. Write.



lea__



fi__e



di__e





hoo__



hi__e

G. Begins with m or n. Write.



H. Ends with m or n. Listen and circle.  Track 4



m n



m n



m n





m n





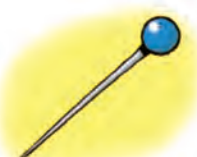


m n

I. Short a or e. Write.

1. 	2. 	3. 	4. 	5. 
__gg	r__d	m__p	p__n	c__t

J. Short e or i. Check.

1. 	2. 	3. 	4. 	5. 
<input type="checkbox"/> e <input type="checkbox"/> i	<input type="checkbox"/> e <input type="checkbox"/> i	<input type="checkbox"/> e <input type="checkbox"/> i	<input type="checkbox"/> e <input type="checkbox"/> i	<input type="checkbox"/> e <input type="checkbox"/> i

K. Short a and i. Circle the words that rhyme.






1. hat

			
---	---	--	---






2. wig

			
---	---	--	---






L. Short i or o. Listen and check.  Track 5

1. 	2. 	3. 	4. 	5. 
<input type="checkbox"/> i <input type="checkbox"/> o	<input type="checkbox"/> i <input type="checkbox"/> o	<input type="checkbox"/> i <input type="checkbox"/> o	<input type="checkbox"/> i <input type="checkbox"/> o	<input type="checkbox"/> i <input type="checkbox"/> o

M. Short o or u. Listen and write.  Track 6

- | | | | | |
|--|--|--|--|--|
| 1.  | 2.  | 3.  | 4.  | 5.  |
| __melet | __mbrella | b__g | m__m | d__ck |






N. h or j. Circle.

- | | | | | |
|--|--|--|---|--|
| 1.  | 2.  | 3.  | 4.  | 5.  |
| h j | h j | h j | h j | h j |






O. Hard g or soft g. Listen and circle.  Track 7

- | | | | | |
|--|--|--|--|--|
| 1.  | 2.  | 3.  | 4.  | 5.  |
| hard g
soft g | hard g
soft g | hard g
soft g | hard g
soft g | hard g
soft g |






P. Begins or ends with hard g. Listen and write.  Track 8

- | | | | | |
|--|--|--|---|--|
| 1.  | 2.  | 3.  | 4.  | 5.  |
| — g | — — | — — | — — | — — |






Q. Hard c or soft c. Listen and circle.  Track 9

- | | | | | |
|--|--|--|--|--|
| 1.  | 2.  | 3.  | 4.  | 5.  |
| hard c
soft c | hard c
soft c | hard c
soft c | hard c
soft c | hard c
soft c |

R. Begins with s or z. Write.

- | | | | | |
|--|--|--|--|--|
| 1.  | 2.  | 3.  | 4.  | 5.  |
| __ero | __ofa | __ub | __ebra | __oo |

S. Ends with the s or z sound. Listen and check.  Track 10

- | | | | | |
|--|--|--|--|--|
| 1.  | 2.  | 3.  | 4.  | 5.  |
| <input type="checkbox"/> s <input type="checkbox"/> z | <input type="checkbox"/> s <input type="checkbox"/> z | <input type="checkbox"/> s <input type="checkbox"/> z | <input type="checkbox"/> s <input type="checkbox"/> z | <input type="checkbox"/> s <input type="checkbox"/> z |

T. Begins with r or l. Circle the words with the same sound.

1. **r**at



2. **l**emon



U. Ends with r or l. Check.

1.	2.	3.	4.	5.
<input type="checkbox"/> r <input type="checkbox"/> l	<input type="checkbox"/> r <input type="checkbox"/> l	<input type="checkbox"/> r <input type="checkbox"/> l	<input type="checkbox"/> r <input type="checkbox"/> l	<input type="checkbox"/> r <input type="checkbox"/> l

V. Begins with w or y. Write.

1.	2.	3.	4.	5.
_____	_____	_____	_____	_____

W. Ends with k or x. Listen and circle. Track 11

1.	2.	3.	4.	5.
k x	k x	k x	k x	k x

X. Begins with k or qu. Write.

1.	2.	3.	4.	5.
_iet	_ing	_een	_ey	_ail

Let's Learn

A. Listen and speak.  Track 12



black



blob



cloud



clock



flag



flip

Let's Practice

A. Write.



black



___ock



___ip

B. Listen and color.  Track 13





Let's Learn

A. Listen and speak. Track 14



glue



glass



plum



plug



slam



slug

Let's Practice

A. Write.



___ue



___ug



___am

B. Listen and match. Track 15

pl = begins with pl

gl = begins with gl

sl = begins with sl

pl

gl

sl



Let's Choose

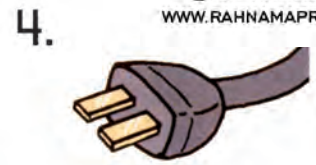
A. Write bl, cl, fl, gl, pl, or sl.




fl















Let's Read

A. Read. Then write.

1. I see a slim slug slip.



2. I see a class of clams clap.



3. I see a flower on a flat flag.



4. I see a blue and black blob.



bl

cl

fl

sl

1. blue

1. _____

1. _____

1. _____

2. _____

2. _____

2. _____

2. _____

3. _____

3. _____

3. _____

3. _____



Phonics 2

Phonics 2

Three levels of **LET'S GO** Phonics teach

- the **letters** of the alphabet
- the **sounds** letters make
- the **words** that use these sounds
- a lot of **new vocabulary**

Every unit has the same ready-to-teach sections:

- **Let's Learn:** Hear the sounds on audio CD, say them, and see them written and illustrated in the book.
- **Let's Practice:** Practice the sounds with writing and listening activities. Use the words that model the sounds to teach extra vocabulary.
- **Let's Choose:** Recognize the difference between similar sounds.
- **Let's Read:** Practice the letters, sounds, and words in context.
- **Review Units:** Review and assess progress.

Sounds easy!



Looks fun!



★ Hundreds of **color pictures** model the sounds and words

★ Lots of **different activities** for different types of practice

Let's Go Online!

Go to www.oup.com/elt/letsgo for free resources to use in class

To order Oxford University Press publications, please see our latest catalog or contact your local Oxford office or sales representative.

OXFORD
UNIVERSITY PRESS

www.oup.com



RAHNAMA PRESS
2012

ISBN 019439507-3



9 780194 395076

<http://www.rahnamapress.com>
Email: info@rahnamapress.com

Lehman

OXFORD