

2<sup>nd</sup> edition

# Got it!

Starter  
**A**

Student Book  
& Workbook



with DVD

Includes:

Audio • Video • Digital Book

Philippa Bowen & Denis Delaney  
Diana Pye

OXFORD



# Contents

## Welcome

page 4


Classroom language • The alphabet • Numbers 1-100 • Colors • Classroom objects • Days, months, and seasons • Animals • Parts of the body

Unit	Vocabulary	Grammar	Communication	Skills
<b>1</b> <b>Hi, I'm Jacob</b> page 10	Countries and nationalities	Subject pronouns be: Simple present (affirmative) Possessive adjectives The indefinite article: <i>a / an</i>	Greetings	<b>Reading:</b> A web page article about the Friends and Flags project <b>Listening:</b> Factfiles about two school students <b>Speaking:</b> A factfile about you and your partner <b>Writing:</b> A personal profile of your partner for the Friends and Flags project
<b>2</b> <b>Who's Lucia?</b> page 18	The family	be: Simple present (negative, yes / no questions and short answers) Question words	Asking and telling the time	<b>Reading:</b> A blog about identical twins <b>Listening:</b> Families talking about themselves <b>Speaking:</b> Talking about members of your family <b>Writing:</b> A description of a member of your family
<b>Review A:</b> page 26 <b>Extra communication A:</b> page 27 <b>Culture club A:</b> page 28 <b>My progress A:</b> page 29 <b>Curriculum extra A, Geography:</b> pages C3-C4				
<b>3</b> <b>There's a pizza under the bed!</b> page 30	House and furniture	Prepositions of place <i>There is / isn't, There are / aren't</i> (affirmative and negative) <i>Is there ...? / Are there ...?</i> (yes / no questions and short answers) Plural nouns (regular plurals, spelling variations, and irregular plurals)	Talking about location	<b>Reading:</b> An article about different types of homes <b>Listening:</b> A conversation about someone's new home <b>Speaking:</b> Describing your home <b>Writing:</b> A description of your partner's home
<b>4</b> <b>Whose music is this?</b> page 38	Possessions	<i>Whose ...?</i> and the possessive 's Demonstratives: <i>this, that, these, those</i>	Talking about dates	<b>Reading:</b> A blog about someone's favorite things <b>Listening:</b> A description of someone's room <b>Speaking:</b> Talking about your friend, or a member of your family <b>Writing:</b> A reply to an e-mail
<b>Review B:</b> page 46 <b>Extra communication B:</b> page 47 <b>Culture club B:</b> page 48 <b>My progress B:</b> page 49 <b>Curriculum extra B, Social science:</b> pages C5-C6				
<b>Writing builder:</b> pages C1-C2				
<b>Puzzles:</b> pages C7-C8			<b>Word list:</b> pages 84-86	
			<b>Workbook:</b> pages W1-W25	



# W Welcome

## Classroom language

**1**  1.02 Match the words with the pictures.  
Listen and check.

Close your book. Don't talk. Don't write.  
Listen. Look. Open your book. Read.  
Repeat. Sit down. Stand up.



Listen.



1 \_\_\_\_\_



2 \_\_\_\_\_



3 \_\_\_\_\_



4 \_\_\_\_\_



5 \_\_\_\_\_



6 \_\_\_\_\_



7 \_\_\_\_\_



8 \_\_\_\_\_



9 \_\_\_\_\_

### Look!

positive  
Talk.

negative  
Don't talk.

**2** Write the opposite of the classroom language in exercise 1.

Don't listen.

**3**  1.03 Match the questions with the pictures.  
Listen and check.

Can I close the window? Can I go to the bathroom?  
Can I open the window? Can I use a dictionary?



Can I go to the bathroom?




1 \_\_\_\_\_



2 \_\_\_\_\_



3 \_\_\_\_\_

**4**  1.04 Listen to the questions and answers.  
Write a check (✓) for a positive answer.  
Write a cross (X) for a negative answer.  
Listen and check.

1  2  3



## The alphabet

1 1.05 Listen to the alphabet. Listen again and repeat.

a b c d e f g h i  
j k l m n o p q  
r s t u v w x y z

2 1.06 Listen and circle the correct letters.

E I 3 U/O 6 G/J 8 V/W  
1 J/Y 4 E/A 7 P/B 9 H/A  
2 U/W 5 I/Y

3 1.07 Listen and write the names under the photos.



Chloe 1 \_\_\_\_\_ 2 \_\_\_\_\_



3 \_\_\_\_\_ 4 \_\_\_\_\_ 5 \_\_\_\_\_

4 1.08 Listen to the dialogue. Listen again and repeat.

A What's your name?  
B My name's Chloe.  
A How do you spell that?  
B C-H-L-O-E.

5 **Pairwork** Practice the dialogue in exercise 4 with the names from exercise 3. Practice again with your name.

## Numbers 1-100

1 1.09 Complete the chart with the numbers in the box. Then listen and repeat.

one hundred eight eighty eleven  
fifteen fifty five nine thirty  
three twelve twenty twenty-six

1	one	20	_____
2	two	21	twenty-one
3	<u>three</u>	22	twenty-two
4	four	23	twenty-three
5	_____	24	twenty-four
6	six	25	twenty-five
7	seven	26	_____
8	_____	27	twenty-seven
9	_____	28	twenty-eight
10	ten	29	twenty-nine
11	_____	30	_____
12	_____	40	forty
13	thirteen	50	_____
14	fourteen	60	sixty
15	_____	70	seventy
16	sixteen	80	_____
17	seventeen	90	ninety
18	eighteen	100	_____
19	nineteen		

2 1.10 Listen and circle the correct number.

7 17 78 3 47 57 14  
1 3 33 13 4 26 62 72  
2 99 49 59 5 55 44 68

3 1.11 Listen and complete.



Milly I'm 13. Takuma 1 I'm \_\_\_\_\_.



Gisele 2 I'm \_\_\_\_\_. Victor 3 I'm \_\_\_\_\_.

4 **Pairwork** Imagine you are a person in exercise 3. Ask and answer questions about your age.


A How old are you? B You're Takuma!  
B I'm 45.



## Colors

**1**  1.12 Match the words in the box with the fish. Listen and repeat.

black blue brown gray green orange pink purple red white yellow




- 1 white \_\_\_\_\_
- 2 \_\_\_\_\_
- 3 \_\_\_\_\_
- 4 \_\_\_\_\_
- 5 \_\_\_\_\_
- 6 \_\_\_\_\_
- 7 \_\_\_\_\_
- 8 \_\_\_\_\_
- 9 \_\_\_\_\_
- 10 \_\_\_\_\_
- 11 \_\_\_\_\_

**2**  1.13 Listen and repeat.

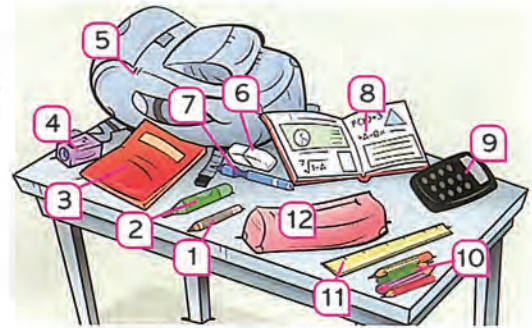
- A What's your favorite color?  
B It's green.

**3 Pairwork** Ask and answer about your favorite color. 

## Classroom objects


**1**  1.14 Match the words with the pictures. Listen and repeat.

- |            |          |                  |       |
|------------|----------|------------------|-------|
| backpack   | _____    | pencil case      | _____ |
| calculator | _____    | pencil sharpener | _____ |
| notebook   | _____    | eraser           | _____ |
| marker     | _____    | ruler            | _____ |
| pencil     | <u>1</u> | text book        | _____ |
| pen        | _____    | colored pencils  | _____ |



**2**  1.15 Listen and write the classroom objects. Color the objects in the picture.

- a pink ruler \_\_\_\_\_  
 1 an orange \_\_\_\_\_  
 2 a brown \_\_\_\_\_  
 3 a blue \_\_\_\_\_  
 4 a red \_\_\_\_\_  
 5 a black \_\_\_\_\_



**3**  1.16 Listen to the dialogue. Listen again and repeat.

- A What's this?      A What color is it?  
B It's a pen.        B It's blue.

**4 Pairwork** Ask and answer questions about the objects in exercise 2. 

# Days, months, and seasons

**1** Complete the diary with the days of the week.

Friday Monday Saturday Sunday Thursday Tuesday Wednesday

Monday	school	
_____	school	_____ weekend!!! 😊
_____	school	
_____	school	_____ weekend!!! 😊
_____	school	

**2**  1.17 Listen and check. Listen again and repeat.

**3** Write the months in the correct order.

April August December February January July June  
March May October September November

January, ...

**4**  1.18 Listen and check. Listen again and repeat.

**5** Match letters in A with letters in B to form months.

A Jan Feb Mar Ap Ma Ju Ju Aug Sep Oct No De

B vember ust cember ruary ly ober uary tember ch y ril ne

**6**  1.19 Match the seasons with the pictures. Listen and repeat.

fall spring summer winter



spring \_\_\_\_\_



1 \_\_\_\_\_



2 \_\_\_\_\_



3 \_\_\_\_\_

**7 Pairwork** Ask and answer about your favorite day, month, and season. 

A What's your favorite day / month / season?











B It's Saturday / December / spring.



# Animals











1 Match the words with the pictures.

bird cat dog fish guinea pig hamster horse mouse rabbit snake

				
<u>guinea pig</u>	1 _____	2 _____	3 _____	4 _____
				
5 _____	6 _____	7 _____	8 _____	9 _____

2  1.20 Listen and check. Listen again and repeat.

3 Follow the lines and write the animals.

				
				
Koji <u>dog</u>	1 Lily _____	2 Marco _____	3 Dan _____	4 Clara _____

4  1.21 Listen and repeat the dialogue.

A What's your favorite animal, Koji?  
B It's a dog.

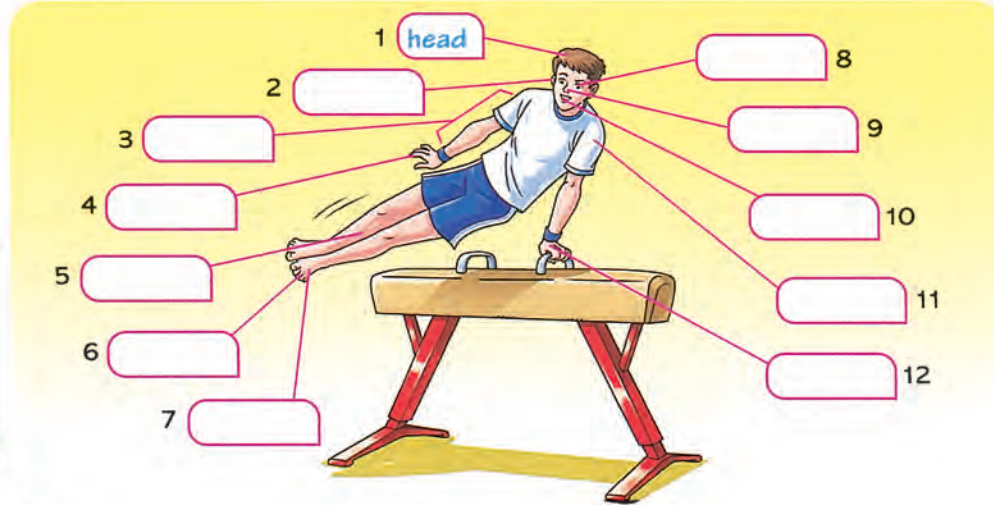
5 **Pairwork** Ask and answer questions about your favorite animal. 

A What's your favorite animal?  
B It's a ...

# Parts of the body

1 Write the parts of the body.

arm ear eye finger foot hand head leg mouth nose shoulder toe



### Look!

<b>singular</b>	<b>plural</b>
one arm	two arms
one eye	two eyes
one leg	two legs
but	
one foot	two feet

2  1.22 Listen and check. Listen again and repeat.

3 Find eleven more words for parts of the body in the wordsearch.

E	N	O	S	E	L	E	T
A	F	I	N	G	E	R	O
R	R	N	M	O	G	T	S
D	A	F	O	A	B	O	A
S	H	O	U	L	D	E	R
N	A	O	T	E	O	A	M
I	N	T	H	E	A	D	H
N	D	F	O	T	E	Y	E

4  1.23 Listen and read. Match the descriptions with the people.

I have green eyes and brown hair.

Luis

I have blue eyes and blond hair.

1 \_\_\_\_\_

I have brown eyes and black hair.

2 \_\_\_\_\_




Hajin



Luis



Serena

5 **Pairwork** Describe your eyes and hair. 

I have ... eyes and ... hair.





**RAHNAMA**  
P R E S S

@RAHNAMAPRESS  
WWW.RAHNAMAPRESS.COM

2<sup>nd</sup> editio

# Got it!

Starter

**A**

Workbook

Philippa Bowen  
Denis Delaney  
Diana Pye

**OXFORD**  
UNIVERSITY PRESS



# 1

## Grammar rules

### Subject pronouns

Singular	Plural
I	we
you	you
he	they
she	
it	

- We always write **I** with a capital letter.  
I'm Olivia and I'm from Canada.
- We use **you** for the second person singular and plural.  
You are a new student.  
You are new students.
- We use **he** for boys or men.  
Mr. Grant is American. He's the English teacher  
He = Mr. Grant
- We use **she** for girls or women.  
Claire is Australian. She's my friend.  
She = Claire
- We use **it** for animals or things.  
It's a snake! It's a pen.
- With pets we can use **he** or **she**.  
He's my dog, Sammy. She's my cat, Saba.
- We use **they** for all plural forms.  
They're books.  
They're girls.  
They're students.  
They're big dogs.

#### Watch out!

**In English, you can't omit subject pronouns.**

Mr. Barnes is from Canada. He's the Principal.  
NOT Mr. Barnes is from Canada. Is the Principal.

### be: Simple present

#### Affirmative

Full forms	Short forms
I <b>am</b> Lucia.	I'm Lucia.
You <b>are</b> Jacob.	You're Jacob.
He <b>is</b> a teacher.	He's a teacher.
She <b>is</b> American.	She's American.
It <b>is</b> a nice name.	It's a nice name.
We <b>are</b> late.	We're late.
You <b>are</b> late.	You're late.
They <b>are</b> friends.	They're friends.

- We use short forms when we speak and when we write informal messages and e-mails to friends. We usually use full forms when we write formal messages or e-mails.  
Informal:  
Hi,  
My name's Joe. I'm 14 years old. I'm from Toronto, Canada.  
Formal:  
Dear Mr. Freeman,  
My name is Joe Green. I am 14 years old. I am from Toronto, Canada.
- We use singular short forms with singular pronouns (**I**, **you**, **he**, **she**, and **it**).  
I'm Jacob. He's American. You're Chinese.
- We only use plural short forms with plural pronouns (**we**, **you**, and **they**).  
They're Brazilian.
- We usually use full forms with names.  
Tim and Sue are British.  
NOT Tim and Sue're British.

#### Watch out!

**We use the verb **be** to talk about age.**

I am 12. He is 14.  
NOT I have 12. He has 14.



## Possessive adjectives

Singular	Plural
my	our
your	your
his	their
her	
its	

- 1 Possessive adjectives don't change for singular, plural, or gender.  
my pen   my pens   my friend   my friends  
my dog   my dogs   my dad   my mom
- 2 We use **his** to show that a person or (some)thing belongs to a boy or a man.  
His name's Dan. His mom is Sara.  
His computer is from Japan.
- 3 We use **her** to show that a person or (some)thing belongs to a girl or a woman.  
Her name's Jen. Her dad is Mike.  
Her school is in San Francisco.

- 4 We use **its** with animals or things.  
That's my horse. Its name's Billy.
- 5 We can use **his / her** for pets.  
My dog is black. His name's Shadow.
- 6 We use **your** with singular and plural nouns.  
Hello, Mark. I'm your new teacher.  
Hello, Mrs. Foster. We're your new students.

## The indefinite article: a / an

- 1 We use **a** before words that begin with a consonant sound, for example, c, s, f, etc.  
a classroom   a school   a teacher
- 2 We use **an** before words that begin with a vowel sound a, e, i, o, u.  
an eraser   an exercise   an American girl

### Watch out!

When **u** is pronounced /ju/ at the beginning of a word we use **a** not **an**.

a university   a unit

When **h** is silent at the beginning of a word we use **an** not **a**.

an hour

Student Book p.15

## Word list

Review the Vocabulary. Write your own study notes (or translation) for each word.

### Countries

Australia \_\_\_\_\_  
Brazil \_\_\_\_\_  
Canada \_\_\_\_\_  
Chile \_\_\_\_\_  
China \_\_\_\_\_  
Japan \_\_\_\_\_  
Mexico \_\_\_\_\_  
Portugal \_\_\_\_\_  
Russia \_\_\_\_\_  
South Africa \_\_\_\_\_  
South Korea \_\_\_\_\_  
Spain \_\_\_\_\_  
the United Kingdom  
(U.K.) \_\_\_\_\_  
the United States  
(U.S.) \_\_\_\_\_

### Nationalities

American \_\_\_\_\_  
Australian \_\_\_\_\_  
Brazilian \_\_\_\_\_  
British \_\_\_\_\_  
Canadian \_\_\_\_\_  
Chilean \_\_\_\_\_  
Chinese \_\_\_\_\_  
Japanese \_\_\_\_\_  
Korean \_\_\_\_\_  
Mexican \_\_\_\_\_  
Portuguese \_\_\_\_\_  
Russian \_\_\_\_\_  
South African \_\_\_\_\_  
Spanish \_\_\_\_\_

### Check it out!

Come on! \_\_\_\_\_  
Cool! \_\_\_\_\_  
See you later. \_\_\_\_\_  
Sorry. \_\_\_\_\_

### Learn it, use it!

Good morning / afternoon / evening.  
\_\_\_\_\_  
Hello / Hi! \_\_\_\_\_  
How are you? \_\_\_\_\_  
I'm fine. \_\_\_\_\_  
And you? \_\_\_\_\_  
I'm very well, thanks. \_\_\_\_\_  
Goodbye. \_\_\_\_\_  
Bye bye / Bye. \_\_\_\_\_  
See you on Monday / Tuesday.  
\_\_\_\_\_  
Have a nice day. \_\_\_\_\_

Student Book pp.12, 10, 14



# 1

## Exercises

### Vocabulary

#### Countries and nationalities

1 Complete the countries. Then write the nationalities.

- |                                     |         |
|-------------------------------------|---------|
| M e x i c o                         | Mexican |
| 1 B _ _ z _ l                       | _____   |
| 2 R _ _ s _ a                       | _____   |
| 3 _ h _ n _                         | _____   |
| 4 C _ i _ _                         | _____   |
| 5 S _ u _ h K _ r _ _               | _____   |
| 6 J _ _ a _                         | _____   |
| 7 C _ _ a _ a                       | _____   |
| 8 _ u _ t r _ l _ _                 | _____   |
| 9 the U _ i _ e _ _<br>S _ a _ e s  | _____   |
| 10 the _ n _ t _ d<br>K _ _ g _ _ m | _____   |

### Grammar

#### Subject pronouns

2 Complete the chart with subject pronouns.

Singular	Plural
I	2 _____
<u>you</u>	you
he	
1 _____	3 _____
it	

3 Match the people and things (1–6) with the subject pronouns (a–f).

- |                    |        |
|--------------------|--------|
| 1 Lucas            | a we   |
| 2 the book         | b they |
| 3 Maria and I      | c he   |
| 4 you and your dad | d she  |
| 5 the pens         | e you  |
| 6 my mom           | f it   |

4 Choose the correct words.

- Katy is my mom. She / He is a teacher.
- My name's Eiji. It / He is a Japanese name.
  - Brad and Monica are from Los Angeles.  
They / We are American.
  - Jason is from London. He / She is British.
  - Carla and I are friends. We / They are in Class 7C.
  - I'm from Lisbon. It / She is the capital of Portugal.
  - Come on Daniell! You / They are late!

#### be: Simple present

##### Affirmative

5 Complete the sentences with *am*, *is*, or *are*.

- Ben is Australian.
- Mateo and Lola \_\_\_\_\_ from Mexico City.
  - The snake \_\_\_\_\_ red and white.
  - I \_\_\_\_\_ Australian.
  - Mrs. White \_\_\_\_\_ a good teacher.
  - The students \_\_\_\_\_ in 8<sup>th</sup> grade.
  - You \_\_\_\_\_ late!
  - You and Patrick \_\_\_\_\_ in Class 7B.
  - My dad \_\_\_\_\_ Korean, but I \_\_\_\_\_ American.

6 Complete the sentences with the words in parentheses and the short form of the verb *be*.

- Jack's \_\_\_\_\_ a good soccer player. (Jack)
- \_\_\_\_\_ 12 years old. (I)
  - \_\_\_\_\_ brown and white. (my dog)
  - \_\_\_\_\_ late for school. (we)
  - \_\_\_\_\_ a teacher. (my mom)
  - \_\_\_\_\_ my favorite day. (Saturday)
  - \_\_\_\_\_ my friends. (They)
  - \_\_\_\_\_ a teacher. (my dad)
  - \_\_\_\_\_ a good student! (you)

7 Complete the e-mail with the words in the box.

he's I'm I'm I'm It's She's  
They're They're We're

Sent: Friday July 27, 15:33

Hi,

My name's Kim. I'm \_\_\_\_\_  
13 years old and <sup>1</sup> \_\_\_\_\_  
from Sydney in Australia.  
<sup>2</sup> \_\_\_\_\_ Australian, but  
my mom and dad are from  
Hong Kong. <sup>3</sup> \_\_\_\_\_  
Chinese. I'm a student at  
Redbrooke Middle School. <sup>4</sup> \_\_\_\_\_ a very  
big school. My favorite teacher's Ms. Lennon.  
<sup>5</sup> \_\_\_\_\_ my Spanish teacher. My friend Toby  
is at my school, but <sup>6</sup> \_\_\_\_\_ in a different  
class. <sup>7</sup> \_\_\_\_\_ fans of Chelsea soccer club.  
My favorite players are David Luiz and Ramires.  
<sup>8</sup> \_\_\_\_\_ from Brazil!





## Possessive adjectives

8 Complete the chart with possessive adjectives.

Subject pronouns	Possessive pronouns
I	<u>my</u>
you	1 _____
he	2 _____
she	3 _____
it	4 _____
we	5 _____
you	6 _____
they	7 _____

9 Choose the correct words.

- I'm Canadian, but my / his dad's from Japan.
- Carol, here's your / their pen.
  - We're from Toronto. Our / Its address is 6 Green Street.
  - New York is famous for its / their stores.
  - He's Korean. His / Its name's Chinmae.
  - She's a new student. Her / His name's Jessica.
  - Ben! Kate! Open your / his books!
  - Lily and Kim are Brazilian, but his / their mom is Japanese.
  - I'm 12, but her / my sister's 13.

10 Complete the text with possessive adjectives.

Hi,  
My \_\_\_\_\_ name's Luis.  
I'm from Rio in Brazil.  
It's famous for  
1 \_\_\_\_\_ carnival.  
The boys in the photo  
are 2 \_\_\_\_\_ friends.  
3 \_\_\_\_\_ names are  
Diego and Ivan. We're  
big music fans and 4 \_\_\_\_\_ favorite band is  
Fresno, four Brazilian boys. 5 \_\_\_\_\_ names are  
Lucas, Gustavo, Bell, and Mario. 6 \_\_\_\_\_ new  
song is awesome!



## The indefinite article: a / an

11 Write a or an.

- a \_\_\_\_\_ calculator
- |                |                       |
|----------------|-----------------------|
| 1 _____ number | 5 _____ eraser        |
| 2 _____ actor  | 6 _____ fan           |
| 3 _____ color  | 7 _____ American girl |
| 4 _____ pen    | 8 _____ English book  |

## Round-up

12 Choose the correct words.

Hi!  
My / I'm name's Amy. 1 I'm / My  
13 years old and I'm 2 Australia /  
Australian. 3 I'm / My home is in  
Melbourne. I'm 4 a / an student  
at Whitestone High School.  
Christina and Haley 5 are / is  
my friends. 6 They're / We're  
Australian, but 7 they / their  
parents are from the U.K.  
Christina is 13 and 8 his / her  
sister is 14. Christina's in my class at school.  
9 We're / They're in 8<sup>th</sup> grade.  
Music 10 is / it's my passion. My favorite singer  
11 he's / is Jason Derulo. 12 He's / His American.  
13 He's / It's cool and 14 he's / his songs are  
fantastic! My favorite TV shows 15 are / they're  
*The X Factor* and *Supernatural*. They're great!



13 Complete the text with the words in the box.

a are Her Her He's is Its It's She's

Her \_\_\_\_\_ name's Daisy.  
1 \_\_\_\_\_ 13 years old.  
She's 2 \_\_\_\_\_ student  
at Blackrock Junior High  
School in Washington, D.C.  
3 \_\_\_\_\_ favorite teacher  
is Mr. Jackson. 4 \_\_\_\_\_  
her music teacher. Daisy is  
in a pop band. 5 \_\_\_\_\_  
name is Celtic Faces. Her  
favorite singers 6 \_\_\_\_\_  
Enrique and Bruno Mars.  
Her favorite TV show  
7 \_\_\_\_\_ *Pretty Little Liars*.  
8 \_\_\_\_\_ on MTV.



14 Complete the text.

Hi,  
I'm \_\_\_\_\_ Harry, and  
Dan 1 \_\_\_\_\_ my  
brother. 2 \_\_\_\_\_ from  
Vancouver in Canada,  
but 3 \_\_\_\_\_ parents  
are from South Korea.  
Our passion is music.  
4 \_\_\_\_\_ fans of Conor  
Maynard. He's 5 \_\_\_\_\_  
big star in Canada.  
6 \_\_\_\_\_ new album is  
awesome. Our favorite TV show 7 \_\_\_\_\_ *Teen*  
*Wolf*. 8 \_\_\_\_\_ on CTV.





# 1 Communication

## Greetings

1 Look at the dialogues on page 14 of the Student Book. Then complete the dialogues.

1  
**Annie** Hi, Justin!  
**Justin** Hello, Annie!  
**Annie** <sup>1</sup> \_\_\_\_\_, Justin?  
**Justin** Not bad, thanks. And <sup>2</sup> \_\_\_\_\_?  
**Annie** I'm <sup>3</sup> \_\_\_\_\_.  
**Justin** Bye then! See you <sup>4</sup> \_\_\_\_\_!  
**Annie** Bye bye. <sup>5</sup> \_\_\_\_\_ you!

2  
**Mr. Davies** Good afternoon, Ms. Green.  
**Ms. Green** <sup>6</sup> \_\_\_\_\_, Mr. Davies.  
<sup>7</sup> \_\_\_\_\_ you?  
**Mr. Davies** I'm very <sup>8</sup> \_\_\_\_\_, thanks.  
 And you?  
**Ms. Green** <sup>9</sup> \_\_\_\_\_ fine.  
**Mr. Davies** Goodbye, Ms. Green. Have a nice weekend.  
**Ms. Green** Thanks. <sup>10</sup> \_\_\_\_\_.

2 Complete the chart with the expressions in the box.

Bye bye. Goodbye. Good morning.  
 Have a nice day. Hi. Hello. How are you?  
 I'm fine, thanks. See you! See you on Saturday.

When you meet	When you leave
<u>Good morning.</u>	_____
_____	_____
_____	_____
_____	_____
_____	_____

3 Match greetings (1–5) and responses (a–e).

1 Good morning.      a Thanks.  
 2 Goodbye.          b Hello.  
 3 How are you?      c Bye bye.  
 4 Hi.                    d Good morning.  
 5 Have a good weekend.      e I'm fine, thanks.

4 Complete the dialogue with the expressions in the box.

Bye, Paula! Have a good weekend.  
~~Hello, Paula!~~ How are you, Jamie? I'm fine,  
 I'm very well, thanks. See you on Monday.

**Paula** Hi, Jamie!  
**Jamie** Hello, Paula!  
**Paula** <sup>1</sup> \_\_\_\_\_  
**Jamie** <sup>2</sup> \_\_\_\_\_  
 thanks. And you?  
**Paula** <sup>3</sup> \_\_\_\_\_  
**Jamie** <sup>4</sup> \_\_\_\_\_  
**Paula** Bye bye, Jamie.  
<sup>5</sup> \_\_\_\_\_

5 Reorder the words and write the dialogue.

**Mr. Hayes** Ms. / afternoon / good / Robin  
Good afternoon, Ms. Robin.  
**Ms. Robin** Mr. / good / Hayes / afternoon  
<sup>1</sup> \_\_\_\_\_  
 you / are / how? <sup>2</sup> \_\_\_\_\_  
**Mr. Hayes** very / I'm / thanks / well / you / and?  
<sup>3</sup> \_\_\_\_\_  
**Ms. Robin** thanks / fine / I'm <sup>4</sup> \_\_\_\_\_  
**Mr. Hayes** goodbye / Robin / Ms. / a nice /  
 have / weekend <sup>5</sup> \_\_\_\_\_  
**Ms. Robin** thanks / goodbye / you / see /  
 Monday / on <sup>6</sup> \_\_\_\_\_

6 Write two dialogues between:

- you and a friend
- your mom / dad and one of your teachers



**Reading**

**1** Read the blog. Then label the photos with the places in the box.

The Bird's Nest stadium    The Bell Tower  
The Forbidden City



1 \_\_\_\_\_



2 \_\_\_\_\_



3 \_\_\_\_\_

**2** Are the sentences true (T) or false (F)?  
Correct the false sentences.

Charlotte is in Japan.

False She's in China.

- 1 She's with her mom and dad.  
\_\_\_\_\_
- 2 She's in the Hutong Hotel.  
\_\_\_\_\_
- 3 *Hutongs* are modern streets.  
\_\_\_\_\_
- 4 Charlotte's favorite *hutong* is in the Bell Tower area.  
\_\_\_\_\_
- 5 The Bird's Nest is a popular Chinese restaurant.  
\_\_\_\_\_
- 6 The Water Cube is in the Olympic Park.  
\_\_\_\_\_

**Writing**

**3** Imagine you are on vacation in a city in your country or in another country. Write a blog post about the city. Include the following information:

- city
- country
- on vacation with
- hotel (name, room)
- favorite place(s)

### My Beijing Blog

Hi, I'm Charlotte. I'm on vacation in China with my mom and dad. We're in Beijing, the capital of China. It's a fantastic city, and it's very big. Twenty million people live in Beijing!

Our hotel is in the center of Beijing. Its name is the Xijuan Hotel. It's a very big hotel – I'm in room 2042! The view of the city from my window is amazing.

A famous place in Beijing is The Forbidden City. It's a very big palace – with beautiful red doors and over 950 different buildings! It's about 600 years old. It's amazing!

One of my favorite places in Beijing is the Sichawei area. It's an old part of the city with *hutongs*. *Hutongs* are small streets with great shops and restaurants. They are very old streets. My favorite *hutong* is near the Bell Tower area. The *hutong* is famous for its cafés and traditional shops. It's about 800 years old, and it's very exciting. The Bell Tower is very big – it's 33 meters high.

The Olympic Park is also very interesting. The National Stadium, the Bird's Nest, is fantastic. It's the stadium of the 2008 Olympic Games. It's beautiful at night. The Water Cube is also in the Olympic Park. Now, it's the National Swimming Center.

Beijing is awesome!



Check it out!

**Find these words and check their meaning.**

on vacation  
room  
view  
building



2<sup>nd</sup> edition

# Got it!

Starter  
**A** Student Book & Workbook



Get it all with *Got it!* 2<sup>nd</sup> edition!

**In the Classroom:** Effective learning at your fingertips

- Language presented in a real context
- Guided discovery approach to grammar
- Interactive Whiteboard material and tools
- **NEW** improved skills syllabus
- **NEW** extra Student Book lessons: Writing Bank, Vocabulary Puzzles
- **NEW** interactive grammar presentations
- **NEW** additional video material



**At home:** Discover the benefits of online homework

- **NEW** flexible Workbook options: print or online
- **NEW** automatic marking gives instant feedback
- **NEW** online Gradebook lets you assign, track, and monitor
- **NEW** additional language practice



**Teaching essentials:** Flexible resources to shape your lessons

- Online Teacher's Resources
- More than 50 printable worksheets to provide support and challenge
- **NEW** improved full-color Teacher's Book



**Assessment:** Progress with confidence

- Self-assessment pages correlated to the Common European Framework
- **NEW** and improved editable course tests with a bank of extra questions
- **NEW** online progress tests
- **NEW** practice test questions for a range of international exams



SHAPING learning TOGETHER

**OXFORD**  
UNIVERSITY PRESS

www.oup.com/elt

**CEFR**  
B1  
A2  
A1

ISBN 978-0-19-446320-1



9 780194 463201