



RAHNAMA
P R E S S

@RAHNAMAPRESS
WWW.RAHNAMAPRESS.COM


access to free practice test
with

**Get
ready
for...**

Flyers

Student's Book

Petrina Cliff



OXFORD

Get
ready
for...

Flyers




○ Hello!	page 2
① Our home	page 4
② Going to town	page 12
③ Eating out	page 20
④ At school	page 28
Revision 1	page 36
⑤ A day out	page 40
⑥ Dream jobs	page 48
⑦ At the castle	page 56
⑧ Sports day!	page 64
Revision 2	page 72
⑨ Our camping adventure	page 76
⑩ A good year!	page 84
⑪ Our summer holidays	page 92
⑫ Past and future	page 100
Revision 3	page 108
Wordlist	page 112
Grammar	page 118


Hello!

Words

1 Listen and read. 1



2 Look and answer the questions. Then complete Holly's diary. 128



- 1 What is Harry and Holly's surname?
- 2 Who is married?
- 3 Who is single?
- 4 How many brothers and sisters has Harry got?
- 5 Who is Harry's cousin?
- 6 Who is Holly's aunt?


3 Draw your family tree and talk to your friends about it.


Story

1 Listen and read. Then act. 2



2 Look at the story. Write the words for these numbers.

a  _____

b  _____

3 Listen to the rhyme and number the months of the year. 3

February October November
 April January September December
 March
 June May July August

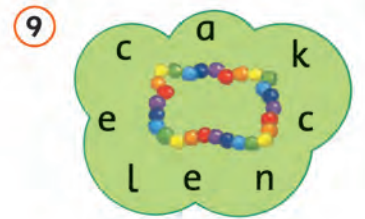
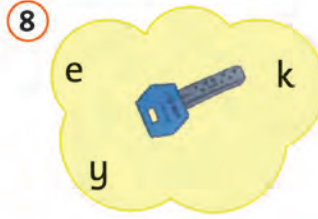
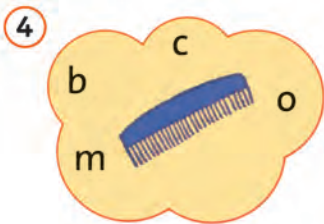
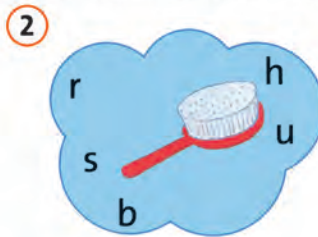

1 Our home

Words


1 Complete the words for the things in Holly and Harry's home.



2 What are these things? Order the letters to find the words.



Listening & speaking

1 Holly and Harry are getting ready for school. Where are their things? Listen and write the things under each place.  4



2 Draw lines to match the words and pictures. Complete the sentences.

empty broken full quiet noisy tidy untidy



- 1 Harry's bedroom is very tidy.
- 2 Look! Mum's necklace is _____.
- 3 The fridge was _____, so Dad went to the shop.
- 4 Holly's mum isn't happy because her bedroom is always so _____.
- 5 Be _____ please! Emma's sleeping.
- 6 I don't like going into Harry's room. He's always so _____!
- 7 I can't throw this paper in the bin because it's _____.

3 Do the speaking activity.  129



Story

1 Listen and read. Then act.



1 Where's Harry? **Someone's** got my diary! **Everyone's** in the living room.

2 I can't find my diary **anywhere!** This is an important programme. Be quiet, please!

3 **No one's** got your diary! I think it's in your bedroom **somewhere.**


4 There are clothes **everywhere!** Of course you can't find **anything!** Let's put **everything** away.

5 Look, here's your diary. Thanks Mum!

6 I need to get **something** for dinner. Can **anyone** see my keys? Oh Mum!

2 Look at the words in orange in the story. Complete the sentences.

Places	Things	People
There are clothes _____!	Let's put _____ away.	_____ is in the living room.
I think it's in your bedroom _____.	I need to get _____ for dinner.	_____ has got my diary!
I can't find my diary _____!	Of course you can't find _____!	Can _____ see my keys?
		_____ has got your diary.



Look! We use 'any' for questions and negatives.

Reading & writing

1 Read and write the words in the gaps.

① nothing noisy popular bored everyone




“Harry’s my brother and (a) _____ says he looks like me. That’s because we’re twins! But he’s different from me. He’s is not quiet. He’s very (b) _____! He plays his drums very loudly. At school, Harry’s got lots of friends. He’s really (c) _____! Today Harry’s (d) _____ because he says he’s got (e) _____ to do.”

② lucky kind untidy everywhere everything



“Everyone likes Holly because she’s very (a) _____. She plays games with our sister Emma and always talks to her. Holly’s very (b) _____. She leaves all her things (c) _____! But I think I’m (d) _____ because I’ve got a twin sister and she knows (e) _____ about me! It’s fun!

③ broken unhappy little friendly empty



“This is our (a) _____ sister, Emma. She’s only three. We all love her because she’s a nice, (b) _____ girl and she always plays with us. But she can be naughty. Sometimes she throws her toys everywhere and some of them get (c) _____. She’s (d) _____ now. She’s crying because her glass of milk is (e) _____!

④ anything clever unfriendly boring difficult



“This is our older brother, William. I think he’s (a) _____ because he shouts at us! His teacher says he’s very (b) _____ because he does well in exams. We think he’s (c) _____ because he never does (d) _____ interesting. He always plays chess with his friend! He says he can’t teach us because we’re too young and it’s a very (e) _____ game!”

Words


1 Match to make words. Write the words.

① de ② fl ③ la ④ ha ⑤ co ⑥ so ⑦ ho ⑧ do

at me mp or sk ll ap mb

1 desk 2 _____ 3 _____ 4 _____
 5 _____ 6 _____ 7 _____ 8 _____

2 Look at the pictures. Write the words in the word wheels.




The word wheels are arranged in a 2x2 grid. Each wheel has a central vowel and eight segments. Arrows point from images to the segments.

- Top-left wheel (u):** Images include a clock, a comb, a man coughing, a banana, and an apple. The letter 'h' is already in the top-left segment.
- Top-right wheel (a):** Images include a potted plant, a scarf, and a book titled 'ALL ABOUT ME'.
- Bottom-left wheel (e):** Images include a bench, a field, a loaf of bread, and a pink dress.
- Bottom-right wheel (o):** Images include a photo of a couple, a cloud, a sunset, and a mobile phone.

Extended reading: Holly's diary

1 Read Holly's diary. Order the pictures.





9th January

Dear Diary

Today was a not a good day! We (1) were late for school on our first day back after the holidays! Mum couldn't find her (2) _____ again! We looked for them (3) _____ and they were on the fridge all the time! Then Mum said Harry had (4) _____ comb his hair! We arrived at school very late and the headteacher was angry with us. Our headteacher (5) _____ called Mr Pepper. I don't like him very much. He's always very unfriendly. After lunch I had my music lesson. My music teacher wasn't happy because I (6) _____ have my violin with me. I forgot to bring it to school! Then some of the children in our class (7) _____ very noisy in the classroom so our teacher gave us lots of homework. Now I can't (8) _____ out anywhere this weekend because of all my homework. I'm very unhappy about that!

2 Read the diary again and complete the text.

Reading & Writing, Part 1

Look and read. Choose the correct words and write them on the lines.
There is one example.

hair

a shelf

envelopes

stamps

These are very pretty. Women wear them when they want to dress up. necklaces

a blanket

channel

- 1 You need these to open the door to your house.
- 2 You put things on this to keep your room tidy.
- 3 You use this to make your hair look tidy. You can keep it in the bathroom or bedroom, or put one in your bag when you go out.
- 4 This is something you have in a kitchen. You use it to make hot meals.
- 5 You can find this in the bathroom and you use it when you wash yourself.
- 6 You put letters in these before you take them to the post office. They are usually brown or white.
- 7 You find this in the kitchen. It's cold inside.
- 8 There are many different kinds of these on television. Some are about sport and others are about the news.
- 9 These are small and usually square. You put them on your letters before you post them.
- 10 You put this on a bed so you can keep warm at night.

a cooker

programmes

a fridge

necklaces

keys

a comb

postcard

a toothbrush

a shower

Flyers practice test

Where are the things that David's mum needs for the trip?
Listen and write a letter in each box. There is one example.  6



brush

B



stamps



soap



sandwiches



necklace




keys



A



B



C



D



E



F



G



H

2 Going to town

Words

1 Find the places on the map and number the words.



Here's a map of the town where we live.

These are all the things you can find in the centre of our town!

railway station	12	hotel	<input type="checkbox"/>	chemist's	<input type="checkbox"/>
airport	<input type="checkbox"/>	fire station	<input type="checkbox"/>	forest	<input type="checkbox"/>
taxi	<input type="checkbox"/>	police station	<input type="checkbox"/>	sky	<input type="checkbox"/>
traffic	<input type="checkbox"/>	university	<input type="checkbox"/>	bridge	<input type="checkbox"/>
bicycles	<input type="checkbox"/>	castle	<input type="checkbox"/>	post office	<input type="checkbox"/>
ambulance	<input type="checkbox"/>	museum	<input type="checkbox"/>	hills	<input type="checkbox"/>
fire engine	<input type="checkbox"/>	factory	<input type="checkbox"/>	restaurant	<input type="checkbox"/>

Reading & speaking

1 Read. Look at the map on page 12 and write *yes* or *no*.

- 1 The chemist's is next to the bank. no
- 2 The forest is behind the castle. _____
- 3 There's a park across the road from the restaurant. _____
- 4 The hotel is between the swimming pool and the airport. _____
- 5 There's a bus stop round the corner from the house. _____
- 6 From the factory, go straight on, past the cinema and you get to the university. _____
- 7 There's a car park in front of the police station. _____
- 8 You need to go over the bridge to get to the castle. _____

2 Do the speaking activity. **P** 130



3 Where could Holly buy these things? Look at the map on page 12 and make suggestions.

Remember! We say 'She **buys**' but we say 'She **could buy**.'

Conversation

1 Listen and read. Then act.

Mum: Harry, fetch my glasses, please. I need to look at my shopping list.
Harry: Here they are, Mum.
Mum: William, will you go to town with Holly and Harry, please?
Holly: Yeah!
Mum: I need you to do lots of things! They're all here on the list.
William: Oh Mum!
Mum: And don't forget the money ... and my shopping list!
William: Oh, OK, Mum!
Mum: And will you change these shorts? I bought them for Harry but they're too small. Please don't forget!









Who wants to go to town?

Who doesn't want to go to town?

William: OK Mum! See you later!

2 Match the words with the pictures.

<p>1 Can you fetch my glasses?</p>	<p>a </p>	<p>b </p>	<p>4 Get off the bus at the supermarket.</p>
<p>2 Don't forget the key!</p>	<p>c </p>	<p>d </p>	<p>5 Could you post the letters, please?</p>
<p>3 Get on the bus at the bus stop round the corner.</p>	<p>e </p>	<p>f </p>	<p>6 Remember to change the shorts.</p>

3 Ask and answer these questions with a friend.

How often / go / town?	What / buy?
How / travel / town?	What / your mum and dad / buy?
Do / ever / go / bus?	What / your favourite place / town?

Get ready for... **Flyers**

Maximize chances of exam success with Get ready for Flyers.

Get ready for Flyers provides motivating and comprehensive preparation for the Cambridge Young Learners Flyers Test. A perfect partner to a course book, it provides supplementary practice for use in class or at home and will enable students to sit the test confidently.

Get ready for Flyers:

- Covers all the grammar, skills and vocabulary learners need for the test
- Familiarizes pupils with task types, supporting them fully
- Gives access to a free Flyers online practice test at www.oxfordenglishtesting.com
- Includes Student MultiROM for listening practice

Teacher's resources include:

- Oxford iTools: classroom digital resources to present material on interactive whiteboards with variety
- Teacher's Book with concise and clear notes, tips and advice on preparing children for the tests
- Photocopiable resource material, including practice tests

Oxford Exam Support

Also recommended for Cambridge Young Learners Test preparation:



9780194577243



9780194003261



9780194003278