



RAHNAMA
P R E S S


@RAHNAMAPRESS
WWW.RAHNAMAPRESS.COM

2nd Edition

Family and Friends

2

**Class Book
With
Work Book**



with animated stories

OXFORD

Naomi Simmons

Scope and sequence



Starter:
Welcome back! p.4

I've got brown hair. This is my cousin. He's got green eyes. Where's Billy?
Is he under the bed? There is ... There are ... Numbers 1–20 Family Colours Toys

	Words	Grammar	Phonics	Skills
1 Dinnertime! p. 8	Food Drinks	<i>Do you like carrots? Yes, I do. No, I don't. What do you like? I like yogurt.</i>	CVC words: e bed pen red	R: information texts L: identifying food preferences S: <i>What do you like?</i> W: negative contractions: n't, writing about food I like (WB)
2 Tidy up! p. 14	My bedroom Numbers 11–20	<i>There's ... There are ...</i>	CVC words: i bin fig tin	R: a descriptive letter L: distinguishing details S: <i>Where are the shoes?</i> W: question marks and full stops, writing about my bedroom (WB)
3 Action Boy can run! p. 20	Verbs	<i>He can / can't fly. Can he talk? Yes, he can. No, he can't.</i>	CVC words: o dog fox log	R: descriptions L: identifying animals S: <i>It can run. It's brown and big.</i> W: contractions: can't, writing about what I can do (WB)
4 Let's play ball! p. 26	The beach	<i>Let's + verb</i>	CVC words: u rug jug sum	R: a postcard L: distinguishing details S: <i>Let's play ball!</i> W: identifying verbs, writing about the beach (WB)
Fluency Time! 1 p.32 Finding things Project: a bedroom poster				
Review 1 p.34				
5 Have you got a milkshake? p.36	Food Numbers 20–100	<i>Have you got ...? I have / haven't ... Has he got ...? He has / hasn't ...</i>	Consonant blends: gr br fr gr: grass grapes br: brush bread fr: frog frisbee	R: a caption story L: identifying which food items are available S: <i>Have you got apples? Yes, we have.</i> W: question marks and full stops, writing about my lunch (WB)
6 We've got English! p.42	School subjects School rooms	<i>What / When have we got ...? We've got ... our / their</i>	Consonant blends: dr tr cr dr: drum dress tr: truck tree cr: crayon crab	R: a description on a web page L: identifying school rooms S: <i>What have we got in the art room? We've got ...</i> W: capital letters, writing about my school subjects (WB)
7 Let's play after school! p.48	After-school activities	<i>I visit ... I don't have ...</i>	Consonant blends: fl pl bl fl: flower flat pl: plum plate bl: blanket blue	R: information texts L: identifying after-school activities S: <i>I read a book. I don't ride a bike.</i> W: verbs, writing about what I do after school (WB)
Fluency Time! 2 p.54 Shopping Project: a market stall				
Review 2 p.56				
8 Let's buy presents! p.58	Special days	<i>What does he like? He likes / doesn't like ...</i>	Consonant blends: cl gl sl cl: cloud clock gl: gloves glue sl: slide slippers	R: instructions on making a card L: identifying suitable presents for people according to their preferences S: <i>What does he like? He likes tennis.</i> W: long and short forms, writing about presents for my mum (WB)

	Words	Grammar	Phonics	Skills
9 What's the time? <p style="text-align: right; margin-top: 10px;">p.64</p>	Everyday activities Times of the day	<i>What's the time?</i> <i>It's ... o'clock.</i> <i>He ... at ... o'clock.</i>	Consonant blends: sm sn st sk sm: smile small sn: snow snake st: stairs star sk: sky skates	R: information texts L: listening for time and activities. S: He has breakfast. W: identifying Wh- questions, writing about my day (WB)
10 Where does she work? <p style="text-align: right; margin-top: 10px;">p.70</p>	Places	<i>Where does he work?</i> <i>He works in a ...</i> <i>Does she work in a ...?</i>	Long vowels: a + magic e lake face gate plane	R: a magazine interview L: listening for detail in an interview S: What are Peter's favourite animals? They're monkeys. W: using commas with <i>and</i> in lists, writing about where my family works (WB)
Fluency Time! 3 p.76 Making plans Project: a mini book				
Review 3 p.78				
11 It's hot today! <p style="text-align: right; margin-top: 10px;">p.80</p>	Weather Weather activities	<i>What's the weather like?</i> <i>It's ...</i> <i>Put on / Don't put on ...</i>	Long vowels: i + magic e bike white kite line nine	R: a weather report L: identifying the weather at certain times from the weather report S: It's Monday. What's the weather like? W: verbs and adjectives, writing about the weather (WB)
Culture p.86 Family : wild animals: At my school				
Grammar reference p.92				

Lesson One

1 Listen and sing.  01

2 Sing and do.

Let's sing!

Welcome song




Welcome back
To all our friends.
Fun and learning
Never end!



Welcome back,
It's a happy day.
A day for learning,
A day for play!



3 Listen and read.  02



1 Listen to the story again and repeat. Act.

2 Circle T (true) or F (false).

1 Rosy's got brown hair. T F

3 Tim's got brown eyes. T F

5 Billy is four. T F

2 Tim is Rosy's brother. T F

4 Billy's got curly hair. T F

6 Billy is under the bed. T F

3 Listen and number. 03

mum dad brother sister grandma grandpa
aunt uncle cousin



4 Point and say.

long short curly straight brown black white

This is Rosy's mum. She's got curly hair.

This is Rosy's dad. He's got ...

Lesson Three

1 Ask and answer.

Hello. How are you?

I'm fine, thank you.

What's your name?

My name's ...

How old are you?

I'm ...

2 Look and say. Introduce a friend.

1




2



3 Listen and sing.  04

4 Sing and do.

Let's sing!



Monday, Tuesday, Wednesday, Jump!

Monday, Tuesday, Wednesday,
Jump!

Thursday, Friday,
Down with a bump!

Saturday, Sunday,
Let's say 'Hi!'

Days of the week.
Let's say 'Goodbye!'



1 Look. Ask and answer.

ball car train doll teddy puzzle bike



How many cars are there?

There are ... cars.

2 Listen and point. Ask and answer. 05



red green blue yellow pink purple
black white brown orange grey

What colour is number 18?

It's ...

3 Write the numbers.

ten 10

thirteen _____

seventeen _____

twenty _____

fifteen _____

fourteen _____

eleven _____


twelve _____

sixteen _____

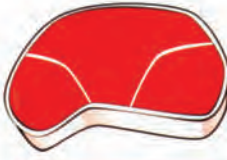
eighteen _____

nineteen _____

Lesson One Words

1 Listen, point and repeat.  120

rice



meat



carrots



yogurt




fish



bread

2 Listen and chant.  1213 Listen and read.  122

Watch the MultiROM! ▶



1 Listen to the story again and repeat. Act.

2 Look and say.

Let's learn!



Do you like yogurt?
Yes, I do.



Do you like carrots?
No, I don't.



What do you like?
I like yogurt.

don't = do not

3 Write.

Yes, I do. No, I don't.



Do you like yogurt?

Yes, I do.



Do you like bread?

_____ , _____ .



Do you like fish?

_____ , _____ .



Do you like carrots?

_____ , _____ .

4 Point, ask and answer.

meat rice ice cream yogurt bread tomatoes

Do you like meat?

Yes, I do.



Contents

Starter	Welcome back!	4
Unit 1	Dinnertime!	8
	About me: writing about food I like	13
Unit 2	Tidy up!	14
	About me: writing about my bedroom	19
Unit 3	Action Boy can run!	20
	About me: writing about what I can do	25
Unit 4	Let's play ball!	26
	About me: writing about the beach	31
	Fluency Time! 1	32
	Review 1	34
	Fluency Time! Review	36
Unit 5	Have you got a milkshake?	38
	About me: writing about my lunch box	43
Unit 6	We've got English!	44
	About me: writing about my school subjects	49
Unit 7	Let's play after school!	50
	About me: writing about what I do after school	55
	Fluency Time! 2	56

	Review 2	58
Unit 8	Let's buy presents!	60
	About me: writing about presents for my mum	65
Unit 9	What's the time?	66
	About me: writing about my day	71
Unit 10	Where does she work?	72
	About me: writing about where my family work	77
	Fluency Time! 3	78
	Review 3	80
Unit 11	It's hot today!	82
	About me: writing about the weather	87
Culture		88
Handwriting		91

Lesson One

1 Write.

Tim brown long short ~~Rosy~~ green curly Billy



Her name's Rosy.

She's got _____ hair.

She's got _____ eyes.



His name's _____.

He's Rosy's cousin.

He's got _____ hair.

He's got _____ eyes.



His name's _____.

He's Rosy's brother.

He's got _____ hair.

2 Find and circle the family words.

mum dad ~~brother~~ cousin grandma grandpa



1 Write your name. Circle the correct word and write. Then draw yourself...

1 My name's _____.

2 I'm _____.

six seven eight

3 I've got _____ hair.

blond brown black red

4 I've got _____ hair.


long short

5 I've got _____ hair.

straight curly

6 I've got _____ eyes.

brown blue grey green



2 Order the words. Match.

1 Rosy's This . mum is

This is Rosy's mum.

c

2 dad is This Rosy's .

3 . cousin Tim is Rosy's

a



b



c



Lesson Three

1 Match.

1 Hello.

b

a I'm seven.

2 How are you?

b Hi.

3 What's your name?

c Bye.

4 How old are you?

d I'm fine, thank you.

5 Goodbye.

e My name's Jasmin.

2 Write.

Her His He's She's

This is my sister. Her name's Jasmin.
_____ seven.

This is my friend. _____ name's Sam.
_____ nine.



3 Find and circle the days of the week. Write.


Sunday Monday Tuesday Wednesday Thursday Friday Saturday

T	S	a	t	u	r	d	a	y	S
h	★	★	★	★	★	★	★	★	u
u	★	T	u	e	s	d	a	y	n
r	★	F	r	i	d	a	y	★	d
s	★	★	★	★	★	★	★	★	a
d	W	e	d	n	e	s	d	a	y
a	★	★	★	★	★	★	★	★	★
y	★	★	★	M	o	n	d	a	y

Today is _____.

1 Count and write.

There is There are



1 There are two cars.

2 _____ train.

3 _____ balls.

4 _____ puzzle.


5 _____ teddy.

6 _____ kites.

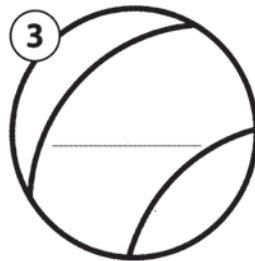
2 Write the missing words and numbers.




eleven



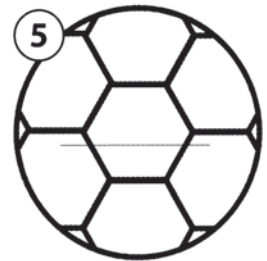
twelve



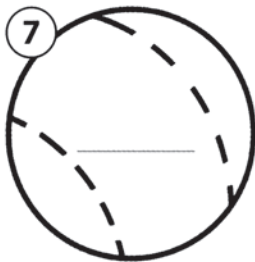
thirteen



fifteen



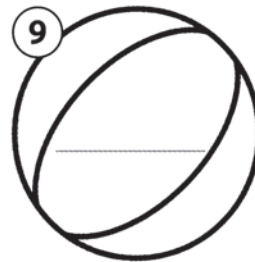
16



seventeen



18




nineteen





20

Lesson One Words

1 Look and tick (✓) or cross (x).






	meat	yogurt	fish	carrots	rice	bread
	✓					
						

✓ = has got
x = hasn't got



2 Look at the pictures again. Write.


1

I like  meat and  _____.

I don't like  _____.

2

I like  _____ and  _____.

I don't like  _____.


2nd Edition Family and Friends

Support and development for the whole child

Building on the exceptionally strong skills training, phonics and civic education of the internationally best-selling first edition, **Family and Friends 2nd Edition** now brings you:

- NEW** Real-world fluency development with supporting DVD
- NEW** Interactive online practice you can assign and track
- NEW** Comprehensive assessment and testing programme, including Cambridge English: YLE

For students



Class Book
with Student MultiROM



Workbook
with or without Online Practice

Also available



Grammar Friends Readers



Oxford Primary Skills: Reading and Writing



For teachers



Teacher's Book Plus
with Fluency DVD, Online Practice and Assessment and Resource CD-ROM & Audio CD



Oxford iTools
Digital Classroom Resources



Class Audio CDs



Teacher's Resource Pack
with Story Posters, Phonics Cards and Flashcards