



Doctor, Doctor



With Activity Book

Reading Dolphins

Notes for teachers & parents

Using the book

- 1 Begin by looking at the first story page (page 2). Look at the picture and ask questions about it. Then read the story text under the picture with your students. **Use section 1 of the CD for this if possible.**
- 2 Teach and check the understanding of any new vocabulary. Note that some of the words are in the **Picture Dictionary** at the back of the book.
- 3 Now look at the activities on the right-hand page. Show the example to the students and instruct them to complete the activities. This may be done individually, in pairs, or as a class.
- 4 Do the same for the remaining pages of the book.
- 5 Retell the whole story more quickly, reinforcing the new vocabulary. **Sections 2 and 3 of the CD can help with this.**
- 6 **If possible, listen to the expanded story (section 4 of the CD). The students should follow in their books.**
- 7 When the book is finished, use the **Picture Dictionary** to check that students understand and remember new vocabulary. **Section 5 of the CD can help with this.**

Using the CD

The CD contains five sections.

- 1 The story told slowly, with pauses. Use this during the first reading. It may also be used for "Listen and repeat" activities at any point.
- 2 The story told at normal speed. This should be used once the students have read the book for the first time.
- 3 The story chanted. Students may want to chant along with the story.
- 4 The expanded story. The story is told in a longer version. This will help the students understand English when it is spoken faster, as they will now know the story and the vocabulary.
- 5 Vocabulary. Each word in the **Picture Dictionary** is spoken and then used in a simple sentence.

Ouch!



Connect.

flower

tree

foot

head

hand

girl



My head hurts.

Let's go see
Doctor Green.



Connect.



My head hurts. ●



My foot hurts. ●



My hand hurts. ●



My knee hurts. ●



My ear hurts. ●



My finger hurts. ●

Hello.

Hello. This is Katy.
Her head hurts.

OK. Sit down
please.

Circle **yes** or **no**.

1 Her hand hurts.

yes **no**

2 Her head hurts.

yes no

3 Her foot hurts.

yes no

4 Her knee hurts.

yes no

5 I can see three children.

yes no

6 I can see two chairs.

yes no

7 I can see two blue chairs.

yes no

8 I can see four red chairs.

yes no

Hello, Doctor Green.

Hello. What is
your name?

My name
is Katy.

Number.



black

yellow

blue

red

white

pink

My head hurts.

OK. Sit down Katy.



Number.



door

2


head

window

chair

floor

doctor



How old are you, Katy?

I am six.

Circle **yes** or **no**.

1 Katy is six.

yes no

2 Katy is a boy.

yes no

3 Katy is a girl.

yes no

4 Katy's head hurts. **yes** no

5 Katy is in a tree. **yes** no

6 Katy is on a chair. **yes** no

7 Katy is at school. **yes** no

8 Katy is with
Doctor Green. **yes** no



Doctor, Doctor

Mary Rose

Illustrated by Arlene Adams

Dolphin Readers are an exciting and varied series of readers for young learners.

Covering a range of topics, both fiction and non-fiction, they are available at five levels.






All titles are also available on audio CD.

Dolphin Readers

Doctor, Doctor

Dolphin Readers

Series Editor: Craig Wright

-  **Starter Level**
175 Headwords
-  **Level 1**
275 Headwords
-  **Level 2**
425 Headwords
-  **Level 3**
525 Headwords
-  **Level 4**
625 Headwords

- Doctor, Doctor
0 19 440075 1
- Doctor, Doctor Activity Book
0 19 440140 5
- Doctor, Doctor Audio CD
0 19 440203 7
- Teacher's Handbook
0 19 440221 5

OXFORD
UNIVERSITY PRESS
www.oup.com/elt



RAHNAMA PRESS

OXFORD ENGLISH
ISBN 0-19-440075-1



9 780194 400756 >

<http://www.rahnamapress.com>
Email: info@rahnamapress.com

OXFORD