



RAHNAMA

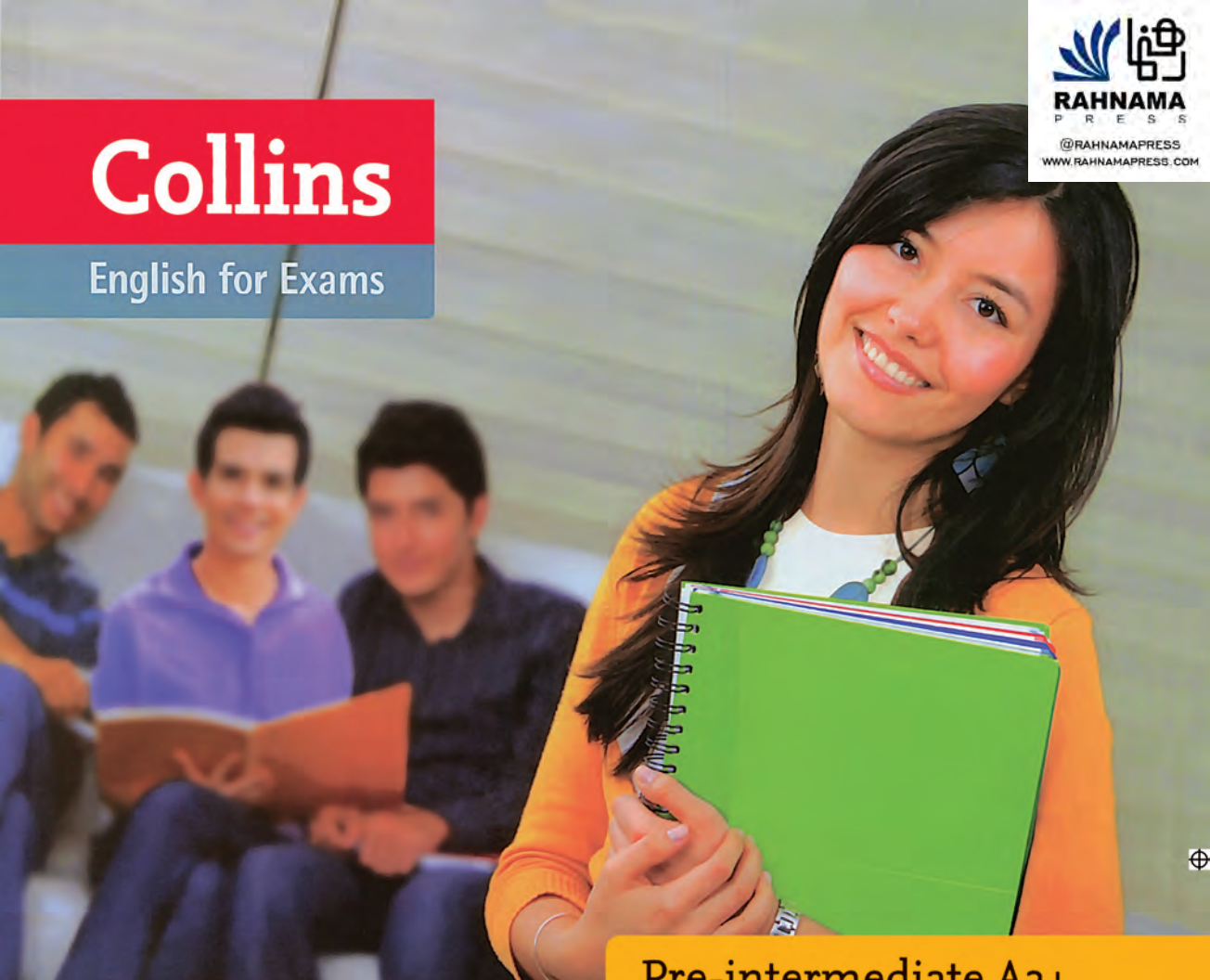
P R E S S

@RAHNAMAPRESS

WWW.RAHNAMAPRESS.COM

Collins

English for Exams



Pre-intermediate A2+

Get Ready for IELTS **LISTENING**

Jane Short



with 2 CDs

 **POWERED BY COBUILD**

Contents

Unit	Title	Topic	Exam focus	Page
	Introduction			4
1	Friends abroad	Travel, countries and nationalities	Form completion, note completion, multiple-choice questions	8
2	Food and cooking	Food, cooking, measures and weights	Completing notes, tables and flow charts, matching information	14
3	Presentations	Academic subjects	Completing sentences and tables, diagram labelling, multiple-choice questions	20
	Review 1			26
4	Work	Types of work, workplaces	Note completion, short-answer questions, matching	28
5	On campus services	University facilities	Labelling maps and flow charts, short-answer questions, sentence completion	34
6	Staying safe	Crime, protection and safety	Multiple-choice questions, short-answer questions, table completion	40
	Review 2			46
7	Studying, exams and revision	Study habits	Multiple-choice questions, completing flow charts	48
8	Shopping and spending	Spending habits, products	Completing notes, answering matching questions, short-answer questions	54
9	Hobbies, interests and sports	Interests and pastimes	Completing forms and tables, multiple-choice questions	60
	Review 3			66
10	Work-life balance	Time management	Completing notes and sentences, labelling diagrams	68
11	Comparing cultures	Food, dress, housing	Matching sentences, short-answer questions, multiple-choice questions	74
12	Exploring the oceans	Natural resources, ocean life	Diagram and flow chart completion, note completion	80
	Review 4			86
	Practice test			88
	Audio scripts			93
	Answer key			118
	Glossary			129

Introduction


Who is this book for?

Get Ready for IELTS Listening has been written for learners with a band score of 3 or 4 who want to achieve a higher score. Using this book will help you improve your pre-intermediate listening skills for the IELTS Academic Listening test.

You can use *Get Ready for IELTS Listening*:

- as a self-study course. We recommend that you work systematically through the 12 units in order to benefit from its progressive structure.
- as a supplementary listening skills course for IELTS preparation classes. The book provides enough material for approximately 50 hours of classroom activity.

Get Ready for IELTS Listening

- This comprises a book and two CDs.
- The book contains **12 units**. Each unit focuses on a different topic and these topics are ones that often appear in the IELTS exam.
- After every three units, there is a **Review unit** which helps you to revise the language and skills covered in the previous units.
- At the end of the book the **Practice test** gives you the opportunity to take an IELTS-style test under test conditions.
- There is also a full **answer key** at the back of the book so you can check your answers. Here you will find suggested answers for more open-ended questions and model answers for the exam practice questions in Part 3 of the unit.
- The **glossary** at the back of the book lists the useful words from each unit with their Cobuild dictionary definitions.
- Two audio **CDs** accompany the book. These contain the listening exercises. When you see this icon  please play the CD. CD1 features language at a pre-intermediate level speed and CD2 features language that is a little faster. This is to help you prepare for the speed that features in the IELTS test.

Unit structure

Each unit starts with the **Aims** of the unit. They outline the key language and skills covered.

Part 1: Language development provides exercises on vocabulary related to the topic as well as key grammar related to the IELTS Task covered in the unit. Clear structures are provided.

Part 2: Skills development provides step-by-step exercises and guidance on specific question types that appear in the test. There are explanations and examples that show you how to approach each question type. Useful tips are highlighted to help you develop successful test-taking strategies.

Part 3: Exam practice provides one exam practice question for either Task 1 or Task 2 in a format that follows the actual exam. You can use this to check whether or not you are ready for the test.

Finally, a **checklist** summarises the key points covered in the unit.

Key messages

Exam information boxes in each unit provide key background information about the IELTS Listening exam.

Exam tip boxes provide essential exam techniques and strategies.

Watch out! boxes highlight common errors in the exam.

Study tips

- Each unit contains approximately three hours of study material.
- Try to answer the questions without looking at a dictionary to develop the skill of guessing the meaning of unknown words from context. This is important because dictionaries cannot be used during the actual exam.
- Use a pencil to complete the exercises, so that you can erase your first answers and do the exercises again for revision.
- Try to revise what you have learnt in Parts 1 and 2 before doing the practice IELTS questions in Part 3. This will improve the quality of your answers, and using the new language will help you to remember it.
- It's recommended that you try and complete all questions in the unit as the skills needed to do well at the IELTS test can only be improved through extensive practice.
- Part 3 contains exam practice questions. You should try and complete Part 3 questions listening to the audio only once, as this gives you the opportunity to practise under exam conditions. Do not look at the audio script at the back of the book while doing Part 3 questions. After you have finished listening, make sure the format and spelling of your answers is correct. Then, check your answers using the answer key.
- Read the answer key carefully as this provides information on what kind of answer is awarded high marks.
- Reading the audio script at the back of the book at the same time as listening to the recording will help you to develop your listening skills and identify answers. Remember that the answers are underlined in the audio scripts.

Further notes

Also available in the *Collins Get Ready for IELTS* series: *Reading*, *Writing* and *Speaking*.

The International English Language Testing System (IELTS) Test

IELTS is jointly managed by the British Council, Cambridge ESOL Examinations and IDP Education, Australia.

There are two versions of the test:

- Academic
- General Training

Academic is for students wishing to study at undergraduate or postgraduate levels in an English-medium environment.

General Training is for people who wish to migrate to an English-speaking country.

This book is primarily for students taking the Academic version.

The Test

There are four modules:

Listening 30 minutes, plus 10 minutes for transferring answers to the answer sheet

NB: the audio is heard *only once*.

Approx. 10 questions per section

Section 1: two speakers discuss a social situation

Section 2: one speaker talks about a non-academic topic

Section 3: up to four speakers discuss an educational project

Section 4: one speaker gives a talk of general academic interest

Reading 60 minutes

3 texts, taken from authentic sources, on general, academic topics. They may contain diagrams, charts, etc.

40 questions: may include multiple choice, sentence completion, completing a diagram, graph or chart, choosing headings, yes/no, true/false questions, classification and matching exercises.

Writing Task 1: 20 minutes: description of a table, chart, graph or diagram (150 words minimum)

Task 2: 40 minutes: an essay in response to an argument or problem (250 words minimum)

Speaking 11–14 minutes

A three-part face-to-face oral interview with an examiner.

The interview is recorded.

Part 1: introductions and general questions (4–5 mins)

Part 2: individual long turn (3–4 mins) – the candidate is given a task, has one minute to prepare, then talks for 1–2 minutes, with some questions from the examiner.

Part 3: two-way discussion (4–5 mins): the examiner asks further questions on the topic from Part 2, and gives the candidate the opportunity to discuss more abstract issues or ideas.

Timetabling Listening, Reading and Writing must be taken on the same day, and in the order listed above. Speaking can be taken up to 7 days before or after the other modules.

Scoring Each section is given a band score. The average of the four scores produces the Overall Band Score. You do not pass or fail IELTS; you receive a score.

IELTS and the Common European Framework of Reference

The CEFR shows the level of the learner and is used for many English as a Foreign Language examinations. The table below shows the approximate CEFR level and the equivalent IELTS Overall Band Score:

CEFR description	CEFR code	IELTS Band Score
Proficient user	C2	9
(Advanced)	C1	7–8
Independent user	B2	5–6.5
(Intermediate – Upper Intermediate)	B1	4–5

This table contains the general descriptors for the band scores 1–9:

IELTS Band Scores

9	Expert user	Has fully operational command of the language: appropriate, accurate and fluent with complete understanding.
8	Very good user	Has fully operational command of the language, with only occasional unsystematic inaccuracies and inappropriacies. Misunderstandings may occur in unfamiliar situations. Handles complex detailed argumentation well.
7	Good user	Has operational command of the language, though with occasional inaccuracies, inappropriacies and misunderstandings in some situations. Generally handles complex language well and understands detailed reasoning.
6	Competent user	Has generally effective command of the language despite some inaccuracies, inappropriacies and misunderstandings. Can use and understand fairly complex language, particularly in familiar situations.
5	Modest user	Has partial command of the language, coping with overall meaning in most situations, though is likely to make many mistakes. Should be able to handle basic communication in own field.
4	Limited user	Basic competence is limited to familiar situations. Has frequent problems in understanding and expression. Is not able to use complex language.
3	Extremely limited user	Conveys and understands only general meaning in very familiar situations. Frequent breakdowns in communication occur.
2	Intermittent user	No real communication is possible except for the most basic information using isolated words or short formulae in familiar situations and to meet immediate needs. Has great difficulty understanding spoken and written English.
1	Non user	Essentially has no ability to use the language beyond possibly a few isolated words.
0	Did not attempt the test	No assessable information provided.

Marking

The Listening and Reading papers have 40 items, each worth one mark if correctly answered. Here are some examples of how marks are translated into band scores:

Listening:	16 out of 40 correct answers:	band score 5
	23 out of 40 correct answers:	band score 6
	30 out of 40 correct answers:	band score 7
Reading	15 out of 40 correct answers:	band score 5
	23 out of 40 correct answers:	band score 6
	30 out of 40 correct answers:	band score 7

Writing and Speaking are marked according to performance descriptors.

Writing: examiners award a band score for each of four areas with equal weighting:

- Task achievement (Task 1)
- Task response (Task 2)
- Coherence and cohesion
- Lexical resource and grammatical range and accuracy

Speaking: examiners award a band score for each of four areas with equal weighting:

- Fluency and coherence
- Lexical resource
- Grammatical range
- Accuracy and pronunciation

For full details of how the examination is scored and marked, go to: www.ielts.org

1 Friends abroad

- AIMS:** Language related to: travel, timetables, countries, nationalities • Predicting answers
• Recognizing number formats and spellings • Form completion • Note completion
• Multiple-choice questions

Part 1: Vocabulary

Nations and nationalities

- 1** Quiz: Can you match these countries to the names in the box?

Egypt Malaysia Portugal Japan United Arab Emirates (UAE)



Nationalities are often formed by changing the endings of the names of countries. Look at the examples in the table below.

Country	+ ending	Nationality
Australia	__ n	Australian
Egypt	__ ian	Egyptian
Britain	__ ish	British
Japan	__ ese	Japanese
Pakistan	__ i	Pakistani

2 Complete the following sentences about national airlines with the correct nationality.

- 1 Japan Airlines is a airline.
- 2 Air China is a airline.
- 3 Egyptair is an airline.
- 4 Emirates is an airline.
- 5 TAP Portugal is a airline.
- 6 Malaysia Airlines is a airline.


3 Complete these notes with information from the flight arrivals board below.

Spanish flight arrived at (1)

Flight CCA1550 from (2) arrived at 6.00.

Emirati flight no (3) delayed.

Flight TAP1330 due 7.30 from (4) Landed Terminal (5)

Flight Arrivals					
Time due	From	Airline	Flight	Terminal	Status
05.00	Madrid	Iberia	IBE0567	50	Arrived 04.50
06.15	Beijing	Air China	CCA1550	15	Arrived 06.00
06.50	Dubai	Emirates	UAE1880	13	Delayed
07.30	Lisbon	TAP	TAP1330	16	Landed



Now listen to a taxi driver talking to a travel agent about the flight arrivals and check your answers.


Part 2: Skills development

Exam information | Section one

In Section One of the Listening test you will hear two people talking in an everyday or social situation. You may have to complete notes or a form with details of names, addresses, times or dates. You will need to listen carefully for spellings and numbers.

Exam tip

Before you listen, look at the information you have been given to complete. Predicting the kind of answers you need will help you to focus on what you are going to hear.

-  **1** You will hear a conversation between two friends planning a visit. Predict the kind of information you will have to listen for (numbers, letters, time, name, etc.). Then listen and complete the notes

02

Sam arrives at: (1) on: (2)
Airline/Flight number: (3)

Watch Out!


It's easy to confuse certain numbers that sound similar, for example: fitteen and fifty. Listen very carefully to hear which part of the word is spoken with more emphasis.

-  **2** Listen and circle the numbers you hear. Then match them with their written forms.

03

18 13 15 30 80 40 14 50

fifteen thirteen eighteen fourteen fifty forty eighty thirty

-  **3** Now listen to these sentences and write down the numbers you hear.

04

1 2 3 4 5

-  **4** Listen to the following conversations and choose the correct letter *a*, *b* or *c*.

05-06

/ a McKeon


b McEwan

c MacKeon

// a Westborne

b Westerborne

c Westbourne

-  **5** You will hear a telephone conversation in which Sam is booking a taxi. First look at the form below and think about the kind of information you will need. Then listen and complete the form.

07

Part 3: Exam Practice

Exam tip

When you complete a form, it is important to keep to the required number of words for each answer. You will be told how many words to use, e.g. **NO MORE THAN TWO WORDS AND/OR A NUMBER**. If you write too many words, your answer will be marked incorrect.

A hyphenated word counts as one word, e.g. *mother-in-law*. A number can be written in letters or numbers, e.g. *twelve* or *12*; either way, it counts as one word.


Section 1



09

Questions 1–7

You will hear a telephone conversation between a hotel receptionist and a caller making a reservation. Complete the form below. Write **NO MORE THAN THREE WORDS AND/OR A NUMBER** for each answer.

 Silver Tulip Hotel	
Number of nights	(1)
Type of room: (<i>circle one</i>)	(1) Single / Double – twin beds / Double – king-sized bed
Name	(2)
Home address	(3) Avenue, Cambridge
Postcode	(4)
Transport	(5)
Meals	(6)
Date of arrival	(7)


Questions 8–10

Listen to the next part of the conversation and choose the correct letter, a, b or c.

8 The customer's mobile phone number is:

- a 07976 122577.
- b 07961 122577.
- c 07961 121597.

9 The customer would also like to:

- a receive tourist information.
- b make a restaurant booking.
- c book tickets for the theatre.

10 He leaves a message for:

- a Mr Alami.
- b Mr El Fassi.
- c Mr Alaoui.

Exam tip

During the exam, listen very carefully and don't presume the first information you hear is always correct. Sometimes the speaker can change his/her mind and correct the information given.

Now listen again to check your answers before you look at the answer key.

Progress check

How many boxes can you tick? You should work towards being able to tick them all.

Did you ...

listen closely for numbers that sound similar?

check your spellings?

check that you have written the correct number of words in the answers?

Collins

English for Exams

Make a start on your IELTS preparation with *Collins Get Ready for IELTS*. This book gives you everything you need to improve your pre-intermediate listening skills for the IELTS Listening test.

- Twelve units of carefully graded material for pre-intermediate students, all with clear examples
- Four review units to check and consolidate key language and skills
- Key IELTS Listening grammar and vocabulary in every unit
- Exam tips and information
- 'Watch out!' sections that highlight common errors in the IELTS Listening test
- Complete IELTS Listening practice test, answer keys, glossary, audio scripts and audio CDs provided

ALSO AVAILABLE in the *Collins Get Ready for IELTS* series:

Get Ready for IELTS Speaking

Get Ready for IELTS Reading

Get Ready for IELTS Writing



CEF level:
A2+

Ideal for learners with band score 3-4 who want to achieve a higher score.

Perfect for self-study or for use in the classroom.

You can trust Collins COBUILD

The 4.5-billion-word Collins corpus is the world's largest database of the English language. It is updated every month and has been at the heart of Collins COBUILD publishing for over 20 years.

ISBN 978-0-00-746062-5



www.collinselt.com