

CAMBRIDGE



RAHNAMA  
P R E S S

@RAHNAMAPRESS  
WWW.RAHNAMAPRESS.COM

New Edition

# Advanced Grammar in Use

A self-study reference and practice book  
for advanced learners of English

Third Edition

with answers and CD-ROM



CD-ROM

Martin Hewings

# Contents

Thanks vii  
 To the student viii  
 To the teacher ix

## *Tenses*

- 1 Present continuous and present simple 1
- 2 Present continuous and present simple 2
- 3 Past simple and present perfect
- 4 Past continuous and past simple
- 5 Past perfect and past simple
- 6 Present perfect continuous and present perfect
- 7 Past perfect continuous, past perfect and past continuous
- 8 Present and past time: review

## *The future*

- 9 **Will and be going to**
- 10 Present simple and present continuous for the future
- 11 Future continuous and future perfect (continuous)
- 12 **Be to + infinitive; be about to + infinitive**
- 13 Other ways of talking about the future
- 14 The future seen from the past

## *Modals and semi-modals*

- 15 **Can, could, be able to and be allowed to**
- 16 **Will, would and used to**
- 17 **May and might**
- 18 **Must and have (got) to**
- 19 **Need(n't), don't need to and don't have to**
- 20 **Should, ought to and had better**

## *Linking verbs, passives, questions*

- 21 Linking verbs: **be, appear, seem; become, get**, etc.
- 22 Forming passive sentences 1
- 23 Forming passive sentences 2: verb + **-ing** or **to-infinitive**
- 24 Using passives
- 25 Reporting with passives; **It is said that ...**
- 26 **Wh-questions** with **who, whom, which, how** and **whose**
- 27 Negative questions; echo questions; questions with **that-clauses**

## *Verb complementation: what follows verbs*

- 28 Verbs, objects and complements
- 29 Verb + two objects
- 30 Verb + **-ing** forms and infinitives 1
- 31 Verb + **-ing** forms and infinitives 2

*Reporting*

- 32 Reporting people's words and thoughts
- 33 Reporting statements: **that-clauses**
- 34 Verb + **wh-clause**
- 35 Tense choice in reporting
- 36 Reporting offers, suggestions, orders, intentions, etc.
- 37 Modal verbs in reporting
- 38 Reporting what people say using nouns and adjectives
- 39 **Should** in **that-clauses**; the present subjunctive

*Nouns*

- 40 Agreement between subject and verb 1
- 41 Agreement between subject and verb 2
- 42 Agreement between subject and verb 3
- 43 Compound nouns and noun phrases

*Articles, determiners and quantifiers*

- 44 **A / an** and **one**
- 45 **A / an, the** and **zero article** 1
- 46 **A / an, the** and **zero article** 2
- 47 **A / an, the** and **zero article** 3
- 48 **Some** and **any**
- 49 **No, none (of)** and **not any**
- 50 **Much (of), many (of), a lot of, lots (of), etc.**
- 51 **All (of), whole, every, each**
- 52 **Few, little, less, fewer**

*Relative clauses and other types of clause*

- 53 Relative pronouns
- 54 Other relative words: **whose, when, whereby**, etc.
- 55 Prepositions in relative clauses
- 56 Other ways of adding information to noun phrases 1: additional noun phrases, etc.
- 57 Other ways of adding information to noun phrases 2: prepositional phrases, etc.
- 58 Participle clauses with adverbial meaning 1
- 59 Participle clauses with adverbial meaning 2

*Pronouns, substitution and leaving out words*

- 60 Reflexive pronouns: **herself, himself, themselves**, etc.
- 61 **One** and **ones**
- 62 **So** and **not** as substitutes for clauses, etc.
- 63 **Do so; such**
- 64 More on leaving out words after auxiliary verbs
- 65 Leaving out **to-infinitives**

*Adjectives and adverbs*

- 66 Position of adjectives
- 67 Gradable and non-gradable adjectives 1
- 68 Gradable and non-gradable adjectives 2
- 69 Participle adjectives and compound adjectives
- 70 Adjectives + **to-infinitive, -ing, that-clause, wh-clause**
- 71 Adjectives and adverbs
- 72 Adjectives and adverbs: comparative and superlative forms
- 73 Comparative phrases and clauses
- 74 Position of adverbs 1
- 75 Position of adverbs 2
- 76 Adverbs of place, direction, indefinite frequency, and time
- 77 Degree adverbs and focus adverbs
- 78 Comment adverbs and viewpoint adverbs

*Adverbial clauses and conjunctions*

- 79 Adverbial clauses of time
- 80 Giving reasons: **as, because**, etc.; **for** and **with**
- 81 Purposes and results: **in order to, so as to**, etc.
- 82 Contrasts: **although** and **though**; **even though / if; while, whilst** and **whereas**
- 83 **If 1**
- 84 **If 2**
- 85 **If I were you ...; imagine he were to win**
- 86 **If ... not** and **unless; if** and **whether**; etc.
- 87 Connecting ideas in a sentence and between sentences

*Prepositions*

- 88 Prepositions of position and movement
- 89 **Between** and **among**
- 90 Prepositions of time
- 91 Talking about exceptions
- 92 Prepositions after verbs
- 93 Prepositions after nouns
- 94 Two- and three-word verbs: word order

*Organising information*

- 95 **There is, there was**, etc.
- 96 **It 1**
- 97 **It 2**
- 98 Focusing: **it-clauses** and **what-clauses**
- 99 Inversion 1
- 100 Inversion 2

Appendix 1 Irregular verbs 202  
Appendix 2 Passive verb forms 204

Glossary 205

Study planner 210

Grammar reminder 222

Additional exercises 240

Key to Exercises 251

Key to Study planner 277

Key to Additional exercises 278

Index of grammatical items 281

Index of lexical items 287

## To the student

### Who the book is for

*Advanced Grammar in Use* is for advanced students of English. It was written mainly as a self-study book, but might also be used in class with a teacher.

### How the book is organised

There are 100 units in the book, each looking at a particular area of grammar. Some sections within each unit focus on the particular use of a grammatical pattern, such as *will be + -ing* (as in *will be travelling*); others explore grammatical contrasts, such as whether to use *would* or *used to* in reporting past events, or when we use *except* or *except for*. The 100 units are grouped under a number of headings such as *Tenses* and *The future*, and you can find details of this in the *Contents*. Each unit consists of two pages. On the left-hand page are explanations and examples; on the right-hand page are practice exercises. The letters next to each exercise show you which section(s) of the left-hand page you need to understand to do that exercise.

At the back of the book you will find a number of further sections.

- **Appendices** (pages 202 and 204) Two appendices provide further information about irregular verbs and passive verb forms.
- **Glossary** (page 205) Although terms to describe grammar have been kept to a minimum, some have been included, and you can find explanations of these terms in the *Glossary*.
- **Study planner** (page 210) You can use the *Study planner* to help you decide which units you should study, or which parts of the *Grammar reminder* you should read first.
- **Grammar reminder** (page 222) This presents examples and explanations of areas of grammar that you are likely to have studied already at earlier stages of learning English. References on the left-hand page of each unit point you to the sections of the *Grammar reminder* relevant to that unit. Read these sections to refresh your understanding before you start work on the more advanced grammar points in the unit.
- **Additional exercises** (page 240) If you want further practice of grammar points, follow the references at the bottom of the right-hand page of a unit. These will tell you which of the *Additional exercises* to do next.
- **Keys** (pages 251, 277 and 278) You can check your answers to the practice exercises, *Study planner* and *Additional exercises* in the keys. You will also find comments on some of the answers.
- **Indexes** (pages 281 and 287) Use the *Indexes* to help you find the grammar or vocabulary you need.

### How to use the book

It is not necessary to work through the units in order. If you know which grammar points you have difficulty with, go straight to the units that deal with them, using the *Contents* or *Indexes* to help you find the relevant unit. When you have found a unit to study, read through any related material in the *Grammar reminder* before you begin.

You can use the units in a number of ways. You might study the explanations and examples first, do the exercises on the opposite page, check your answers in the *Key to Exercises*; and then look again at the explanations if you made any mistakes. If you just want to practise an area of grammar you think you already know, you could do the exercises first and then study the explanations for any you got wrong. You might of course simply use the book as a reference book without doing the exercises.

### Corpus information

A corpus is a large collection of texts stored on a computer. In writing *Advanced Grammar in Use* we have worked with the Cambridge International Corpus (CIC), a multi-million word collection of real speech and writing, and the Cambridge Learner Corpus, a collection of exam answers written by students. From these corpora we can learn more about language in use, and about the common errors made by learners. Using this information, we can be sure that the grammar explanations and examples in the book reflect real language, and we can focus on problem areas for learners. We have also used the CIC to produce word boxes, listing the most common words found in particular grammar patterns.

## To the teacher

*Advanced Grammar in Use* was written as a self-study grammar book but teachers might also find it useful for supplementing or supporting their classroom teaching. The book will probably be most useful for advanced level students for reference and practice.

No attempt has been made to order the units according to level of difficulty. Instead, you should select units as they are relevant to the syllabus that you are following with your students, or as particular difficulties arise, rather than working through from beginning to end. Alternatively, you could ask students to do the multiple-choice test in the *Study planner* (page 210) and focus on units that deal with areas of grammar where students are least successful.

Don't forget to point students to the *Grammar reminder* (page 222). This is a reference-only section which presents basic knowledge on a number of areas of grammar. It will be useful for students to read through a section before moving on to the more advanced material in the units. At the beginning of each section of the *Grammar reminder* you will find information about the unit(s) it relates to.

There are many ways in which you can use the book with a class. You might, for example, present the explanations on the left-hand page of a unit, and use the exercises for classroom practice. Alternatively, you might want to begin with the exercises and refer to the left-hand page only when students are having problems. You could also set particular units or groups of units (such as those on *Articles* or *Nouns*) for self-study if individual students are having difficulties. Another possibility might be to develop your own classroom-based activities around the explanations on the left-hand page of a unit, and then set the exercises as consolidation material for self-study. When students need further practice of grammar points from a number of different units, refer them to the *Additional exercises* (page 240). References at the bottom of the right-hand pages show where the relevant *Additional exercises* can be found.

An edition of *Advanced Grammar in Use* without the answers is also available, and some teachers might prefer to use it with their students.

The third edition of *Advanced Grammar in Use* has the same comprehensive grammar coverage as previous editions, but many of its exercises have been revised and its layout made more user-friendly

## Present continuous and present simple 1

### A State verbs

Remember → A1-A5

We can use the present continuous with some state verbs (e.g. **attract, like, look, love, sound**) to emphasise that a situation is temporary or for a period of time around the present. Compare:

- Ella stays with us quite often. The children **love** having her here. *and*
- Ella's with us at the moment. The children **are loving** having her here.

State verbs which we rarely use with the present continuous include **believe, consist of, doubt, own**.

### B

Some verbs have different meanings when they are used to talk about states and when they describe actions. With their 'state' meanings, they usually take simple rather than continuous forms. With their 'action' meanings, they may take simple or continuous forms, depending on context. Compare:

- The app **doesn't appear** to work on my phone. (appear: *state* = seem) *and*
- Carley Robb **is currently appearing** in a musical on Broadway. / She often **appears** in musicals. (appear: *action* = take part)

*Also: cost, expect, feel, fit, have, imagine, measure, think, weigh*

### C

#### Mental state verbs

With some verbs describing *mental states* (e.g. **find, realise, regret, think, understand**) we can use the present continuous to emphasise that we have recently started to think about something or that we are not sure about something. Compare:

- I **regret** that the company will have to be sold. (= I've made the decision and I'm sorry about it) *and*
- I'm **regretting** my decision to give her the job. (= I'm increasingly aware that it was the wrong decision)

When it means 'think carefully about', **consider** is only used with the present continuous:

- He's **considering** taking early retirement. (*not* He considers taking early retirement.)

Some other verbs describing preferences and mental states (e.g. **agree, believe, conclude, know, prefer**) are rarely used with the present continuous:

- I **believe** you now. (*not* I'm believing you now.)

### D

#### Performatives

We use the present simple with verbs which perform the action they describe (= performatives):

- I **suggest** you park outside the city and get the bus to the centre.
- We **request** that you read the terms and conditions carefully before signing.

*Also: acknowledge, admit, advise, apologise, beg, confess, congratulate, declare, deny, forbid, guarantee, name, order, permit, predict, promise, refuse, remind, request, thank, warn*

Some verbs used as performatives with the present simple in affirmative (= positive) sentences (**apologise, deny, guarantee, promise, suggest**) have a similar meaning with either the present simple or the present continuous in negative sentences:

- I **don't deny** / I'm **not denying** taking the books, but Miguel said it would be okay.

Modals are often used with performatives to make what we say more tentative or polite:

- We **would advise** you to arrive two hours before the flight leaves.
- I **must beg** you to keep this a secret.



## Exercises

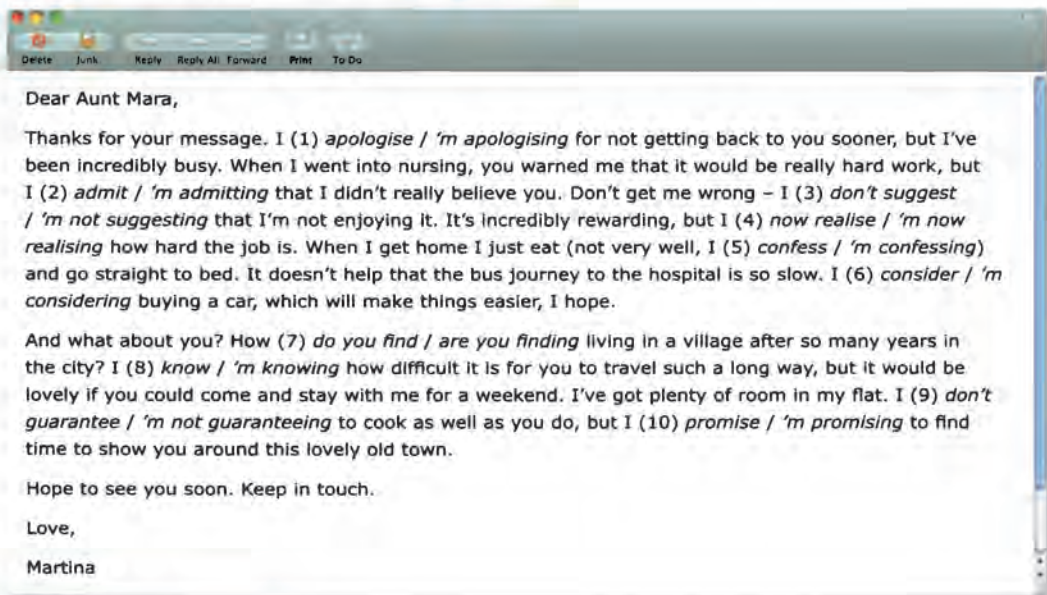
- 11** Complete each pair of sentences using the same verb (in a question form or negative if necessary) from the box. Use the present continuous; if this is not possible, use the present simple. Use  $\surd$  to add any words outside the gap and use contracted forms where appropriate.

A & B

attract consist of doubt feel fit  
have like ~~look~~ measure sound

- 1 a I hear you're having your house repainted. How  $\surd$  it <sup>s</sup> looking? (or How  $\surd$  it <sup>does</sup> look?)  
b I bought this new dress today. How  $\surd$  it <sup>does</sup> look?
- 2 a: What are you doing with that ruler? b: I measure the area of the kitchen.  
b The garden measures 12 by 20 metres.
- 3 a I doubt whether I'll get another chance to retake the exam.  
b I suppose she might be at home tonight, but I doubt it.
- 4 a The new science museum currently attracts 10,000 visitors a month.  
b Flowers attract bees with their brightly-coloured petals.
- 5 a Carlos won't work at the top of the 20-storey building because he can't reach the heights.  
b a: How's the new job? b: Well, at the moment, I can't reach it at all.
- 6 a My car's in the garage today. They are fitting new brakes.  
b I bought this jumper for Anna, but it doesn't fit her so I'll have to take it back.
- 7 a What's your shirt made from? It is made of silk.  
b I won't be coming to work today. I feel very well.
- 8 a The roof of the house is covered with only plastic sheets nailed down in a few places.  
b Their school uniform consists of black trousers and a dark green jumper.
- 9 a Simon's new song sounds quite good, but he doesn't think he's ready yet to perform it in public.  
b a: What's that noise? b: It sounds like a bird stuck in the chimney.
- 10 a Poulson is having treatment for a knee injury, but should be fit to play on Saturday.  
b My sister has long blonde hair. You're bound to recognise her.

- 12** Cross out any improbable answers. C & D



Dear Aunt Mara,

Thanks for your message. I (1) *apologise / 'm apologising* for not getting back to you sooner, but I've been incredibly busy. When I went into nursing, you warned me that it would be really hard work, but I (2) *admit / 'm admitting* that I didn't really believe you. Don't get me wrong – I (3) *don't suggest / 'm not suggesting* that I'm not enjoying it. It's incredibly rewarding, but I (4) *now realise / 'm now realising* how hard the job is. When I get home I just eat (not very well, I (5) *confess / 'm confessing*) and go straight to bed. It doesn't help that the bus journey to the hospital is so slow. I (6) *consider / 'm considering* buying a car, which will make things easier, I hope.

And what about you? How (7) *do you find / are you finding* living in a village after so many years in the city? I (8) *know / 'm knowing* how difficult it is for you to travel such a long way, but it would be lovely if you could come and stay with me for a weekend. I've got plenty of room in my flat. I (9) *don't guarantee / 'm not guaranteeing* to cook as well as you do, but I (10) *promise / 'm promising* to find time to show you around this lovely old town.

Hope to see you soon. Keep in touch.

Love,  
Martina

## Present continuous and present simple 2

Reminder → A1-A5

A

We often use the present simple and present continuous in stories and jokes in informal spoken English to create the impression that events are happening now. This can make them more direct and exciting and hold people's attention:

- ☐ She **goes** up to this man and **looks** straight into his eyes. He's not **wearing** his glasses, and he **doesn't recognise** her ...
- ☐ This man's **playing** golf when a kangaroo **bounds** up to him, **grabs** his club and **hits** his ball about half a mile ...



The main events are usually described in sequence using the present simple and longer background events are described using the present continuous.

In narratives and anecdotes the present simple can be used to highlight an event. Often it is used after past tenses and with a phrase such as **suddenly** or **all of a sudden**:

- ☐ I was sitting in the park, reading a newspaper, when *all of a sudden* this dog **jumps** at me.

B

We also use the present simple and present continuous in live commentaries (for example, on sports events) when the report takes place at the same time as the action:

- ☐ King **serves** to the left-hand court and Adams **makes** a wonderful return. She's **playing** magnificent tennis in this match ...

C

We can use the present simple in phrases such as **It says here**, **I hear**, **I gather**, **I see**, **I understand** and **They say**, **(Someone) says**, **(Someone) tells me** to introduce news that we have heard, read, seen (e.g. on television), or been told. We can also use past tenses (e.g. **It said here**, **I heard**):

- ☐ **I gather** you're worried about Pedro.
- ☐ Sophia **tells me** you're thinking of emigrating.
- ☐ Professor Hendriks is at the conference and **I hear** she's an excellent speaker.

D

The present simple is often used in news headlines to talk about events that have recently happened:

**SECOND QUAKE HITS JAPAN**

**FIRE BREAKS OUT IN HOTEL ROOM**

**SCIENTISTS FIND ICE ON THE MOON**

**FOREIGN MINISTER RESIGNS**

We can use the present simple to refer to the contents of books, films, newspapers, etc:

- ☐ Thompson **gives** a list of the largest European companies in Chapter 6.
- ☐ At the beginning of the book, three men **find** \$4 million in a crashed plane.
- ☐ In the film, Loni Baranski **takes** the role of a private detective.

E

We can use the present continuous with adverbs such as **always**, **constantly**, **continually** or **forever** to emphasise that something is done so often that it is characteristic of a person, group or thing:

- ☐ a: I think I'll stay here after all.    b: You're **constantly changing** your mind.
- ☐ Jacob is a really kind person. He's **always offering** to help me with my work.

We often use this pattern to indicate disapproval. The past continuous is used in a similar way with these adverbs (e.g. **Was** Olivia **always asking** you for money, too?).

We can use the present continuous to describe something we regularly do at a certain time:




- ☐ At eight o'clock I'm usually **driving** to work, so phone me on my mobile.
- ☐ Seven o'clock is a bit early. We're generally **eating** then.

## Exercises

**2.1** Complete these sentences using the verbs in brackets. Use the present simple or present continuous. **A & B**

- Rodriguez **passes** to Messi who ..... just over the bar. Barcelona ..... much more in this half ... (*pass – shoot – attack*)
- A man ..... home late one night after the office Christmas party. His wife ..... for him, and she ..... to him ... (*arrive – wait – say*)
- I went to a concert yesterday in the Town Hall. In the middle of it, while the orchestra ..... this man suddenly ..... on his seat and ..... to conduct them. (*play – stand – start*)

**2.2** Complete what each person says about the news they have read or heard using the present tense phrases in C. **C**

- Government gives health service billions **I see** the government's giving **the health service a lot more money.**
- Vegecorp to sack 1,000 workers. .... Vegecorp are going to .....
- President Cartman announced a new public holiday on his birthday, August 6th. He made the announcement ...  
..... we're going to have .....
-  Did you hear that Bruno's crashed his car again? ..... Bruno's .....
-  I've got a new job. .... she's .....
-  A team of researchers claims to have identified a gene which causes some people to overeat. .... they've identified .....

**2.3** Expand one of the sets of notes below to complete each dialogue. **E**

continually / change / mind forever / moan / work forever / ask me / money  
constantly / criticise / driving ~~always / complain / handwriting~~

- A: I can't read this. B: You're **always complaining about my handwriting.**
- A: Can I borrow €10? B: You're .....
- A: That was a dangerous thing to do. B: You're .....
- A: I think I'll stay here after all. B: You're .....
- A: I had a bad day at the office again. B: You're .....

**2.4** Complete each pair of sentences using the same verb (in negative form if necessary). Use the present continuous or the present simple. Use **K** to add any words outside the gap. **U & E**

- a A: Shall I phone at six? B: No, we usually ..... dinner at that time.  
b I ..... lamb, thanks. I'm a vegetarian.
- a Gielman ..... Henry V in the latest production at the Royal Theatre.  
b They constantly ..... loud music until the early hours of the morning.
- a I normally ..... the children to school at 8:30. Perhaps we could meet at 9:00.  
b In his 2007 book, Wall ..... a controversial view of Britain's role in the war.

Unit  
3

## Past simple and present perfect

A

Time expressions that refer to the present, such as **this morning / week / month and today**, can be used with either past simple or present perfect verbs.

Reminder → A6-A12

If we think of **this morning** (etc.) as a past, completed time period, then we use the past simple; if we think of **this morning** (etc.) as a time period which includes the present moment, then we use the present perfect. Compare:

- I **didn't shave** *this morning*. (= the morning is over and I didn't shave) *and*
- I **haven't shaved** *this morning*. (= it is still the morning and I might shave later)

B

In a sentence which includes a time clause with **since**, we generally prefer a past simple verb in the time clause and a present perfect verb in the main clause. The time clause refers to a particular point in the past:

- Since* Mr Dodson **became** president unemployment **has increased**. (*rather than ... has become ...*)
- She **hasn't been able** to play tennis *since* she **broke** her arm. (*rather than ... has broken ...*)

Note, however, that we use the present perfect in the time clause if the two situations described in the main clause and time clause extend until the present:

- Have you met** any of your neighbours *since* you've lived here? (*not ... you lived ...*)

C

With time clauses introduced by **after, when, until, as soon as, once, by the time** and the time expressions **the minute / second / moment** the past simple refers to past, completed events and the present perfect refers to future events. Compare these examples:

- After* she **left** hospital (past), she had a long holiday. *and*
- After* Lucas **has left** school (future), he will be spending six months in India.
- The minute* I **got** the news about Anna (past) I telephoned my parents. *and*
- I'll contact you *the minute* I've **got** my exam results. (future)

In the time clause in sentences like this it is possible to use the past perfect instead of the past simple (e.g. *After* she **had left** ...) and the present simple instead of the present perfect (e.g. *After* Lucas **leaves** ...) with the same meaning (see also Unit 5).

D

In news reports, you will often read about or hear recent events introduced with the present perfect, and then the past simple or other past tenses are used to give details:



A Russian spacecraft **has returned** safely to Earth with its two passengers. US astronaut Scott Keane and Russian cosmonaut Olga Kaleri **landed** in the early hours of Wednesday.

An American woman **has become** the first person to make 2 million contributions to Wikipedia. Esther Miller **began** editing the site eight years ago.

E

After the pattern **It / This / That is / will be the first time ...** we generally use the present perfect in the next clause:

- That's the first time* I've **seen** Jan look embarrassed. (reporting a past event)
- It won't be the first time* she **has voted** against the government. (talking about a future event)

Note that after **It / This / That was the first time ...** we generally use the *past perfect* (see Unit 5):

- It was the first time* I'd **talked** to Dimitra outside the office.

## Exercises

**3.1** Complete each sentence with a verb from the box. Use the present perfect or past simple, with a negative form where necessary. **A**

have go oversleep read spend wear

- A: Shall I make us some dinner? It's already eight o'clock.  
B: No, thanks. I ..... to the dentist this afternoon and my mouth hurts too much to eat anything.
- I ..... three lectures today and I still have two more later this afternoon.
- It was so hot today that I ..... shorts and a T-shirt at work.
- We ..... £200 on food this month and there's another week to go before I get paid.
- A: Do you want a lift home?  
B: No, I ..... this morning because my alarm clock didn't go off, so I need to work late.
- I ..... much of the report yet, but I have to finish it by the weekend.

**3.2** Complete the sentences with the pairs of verbs from the box. Choose the most appropriate tense — present perfect or past simple. **B**

be able – feel happen – speak improve – be  
not want – fall rescue – be work – not have

- Maria ..... to go swimming since she ..... in the river.
- Since she ..... at the company she ..... a day off through illness.
- Since he ..... the girl from a house fire, he ..... on TV almost every day.
- A lot ..... since I last ..... to you.
- Since I ..... to drive I ..... much more independent
- Stefan's reading ..... enormously since he ..... at school.

**3.3** One sentence in each pair is wrong. Correct it by replacing the past simple with the present perfect of the italicised verb. **C**

- a Remember that after you *signed* the contract you won't be able to change your mind.  
b Carlo's injury only became apparent after he *signed* to play for Real Madrid.
- a As soon as I *finished* college I want to travel around Australia.  
b I didn't have time to check the essay. I handed it in as soon as I *finished* it.
- a By the time Sarah *got* to work the meeting had finished.  
b I'll probably have finished breakfast by the time the children *got* up.
- a I recognised her the moment I *heard* her laugh.  
b I'll tell you what time we're coming the moment I *heard* from Emil.

**3.4** Here are some extracts from a television news report. Choose the more appropriate tense — present perfect or past simple — for the verbs in brackets. **D & E**

- When President Nelson *arrives* (arrive) in Paris this evening, it will be the first time she ..... (visit) Europe since her election victory in May.
- The Victoria Hospital in Milltown ..... (close) to new patients after more cases of food poisoning. Three elderly patients ..... (die) last week in the outbreak.
- The rate of inflation ..... (drop) to 4.8%. It's the first time in nearly two years that the rate ..... (fall) below 5%.
- Nearly 600 laptops ..... (steal) from Ministry of Defence staff over the past five years. However, a spokesperson ..... (insist) that there had been no security problems as none of the computers ..... (hold) secret information.

Unit  
4

## Past continuous and past simple

A

When we talk about two events or activities that went on over the same period of past time, we can often use the past continuous or the past simple for both:

- Mia **was reading** to the children while Ben **was washing up**. (or ... read ... washed up.)

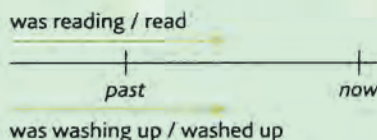
Using the past continuous emphasises that the event or activity ('was reading') was in progress during the past period of time ('while Ben was washing up'). Compare:

- When I **was learning** / **learned** to drive I was living with my parents.

**Was learning** emphasises that the activity was in progress ('I had lessons during this time') and **learned** emphasises completion ('I passed my test during this time').

When we talk about two or more past completed events that followed one another, we use the past simple, not the past continuous, for both (see also Unit 5C):

- She **got up** when the alarm clock **went off**.



B

We usually use the past simple rather than the past continuous to talk about repeated past actions:

- We **went** to Spain three times last year.
- Did you drive** past her house every day?

However, we can use the past continuous, particularly in spoken English, when we want to emphasise that repeated actions went on for a limited and temporary period of past time:

- When Kata was in hospital, we **were visiting** her twice a day. (or ... we **visited** ...)
- To lose weight before the race, I **wasn't eating** any biscuits for weeks. (or ... I **didn't eat** ...)
- Last week I **was having to** bring work home every night to get it all done. (or ... **had** ...)
- When the builders were here I **was making** them cups of tea all the time. (or ... **made** ...)

We often use the past simple in a narrative (e.g. a report or a story) to talk about a single complete past event and the past continuous to describe the situation that existed at the time. The event might have interrupted the situation or happened while the situation was in progress:

- Erika **dropped** her bag while she **was getting** into her car.
- She **was shaking** with anger as she **left** the hotel.

D

We can use either the past continuous or past simple (or past perfect; see Unit 5E) with some verbs to talk about things we intended to do but didn't:

- We **were meaning** to call in and see you, but Marc wasn't feeling well. (or We **meant** ...)

Also: **consider + -ing, expect to, hope to, intend to, plan to / on + -ing, think about / of + -ing, want to**

These verbs (with the exception of **mean** and **expect**) and **wonder about** can also be used with the present and past continuous to report what we might do in the future. The past continuous is less definite than the present continuous:

- I **was thinking of** going to China next year, but it depends how much money I've got. (*less definite than I'm thinking of going ...*)
- We **were wondering about** inviting Eva over tomorrow. (*less definite than We're wondering about ...*)

## Exercises

- 4.1 Complete the sentences using these pairs of verbs. Use the past simple in one gap and the past continuous in the other. **A-D**

come – show    ~~get – go~~    hope – give    live – spend  
look – see    play – break    start – check in

- Just as I was getting into the bath all the lights went off.
- I ..... to go away this weekend, but my boss ..... me some work that I have to finish by Monday.
- When I ..... in Paris, I ..... three hours a day travelling to and from work.
- A friendly American couple ..... chatting to him as he ..... at the hotel reception.
- I bumped into Lena last week. She ..... a lot better than when I last ..... her.
- My boss ..... into the office just as I ..... everyone my holiday photos.
- I ..... badminton four times a week before I ..... my ankle.



This time, use the *same* tense, either past simple or past continuous, in both spaces.

add – taste    go off – light    not listen – explain    push – run    not watch – dream

- The smoke alarm ..... when he ..... a candle underneath it.
- I can't remember how to answer this question. I must confess that I ..... while the teacher ..... it to us.
- She ..... more salt to the soup, and then it ..... much better.
- Although the television was on, I ..... it. Instead I ..... about my holidays.
- She ..... open the door and ..... into the room.

- 4.2 Look again at numbers 1, 4, 7 and 11 in 4.1. Which of these sentences could have both verbs in the past simple? What difference in meaning, if any, would there be?

- 4.3 Complete this email with either the past simple or the past continuous form of the verbs in brackets. Where alternatives are possible, think about any difference in meaning. **A-C**

I (1) ..... (buy) a new alarm clock the other day in Taylor's the Jewellers, when I actually (2) ..... (see) somebody shoplifting. I'd just finished paying for my clock and as I (3) ..... (turn) round, an elderly woman (4) ..... (slowly put) a silver plate into a bag that she (5) ..... (carry). Then she (6) ..... (walk) over to another part of the shop and (7) ..... (pick up) an expensive-looking watch a number of times. When she (8) ..... (think) that nobody (9) ..... (look), she (10) ..... (drop) it into the bag. Before I (11) ..... (have) a chance to tell the staff in the shop, she (12) ..... (notice) that I (13) ..... (watch) her and (14) ..... (hurry) out. Unfortunately for her, two police officers (15) ..... (walk) past just at that moment and she (16) ..... (run) straight into them.

# Advanced Grammar in Use

With answers and CD-ROM • Third Edition

A self-study reference and practice book for advanced learners of English

*Advanced Grammar in Use Third Edition* meets the advanced-level learner's needs with comprehensive grammar coverage and a user-friendly layout. This edition:

- contains 100 units of grammar reference and practice materials, now in full colour
- facilitates self-study by featuring a Study planner to help learners identify which grammar to focus on
- has a comprehensive Grammar reminder section to allow learners to double-check language areas they have already studied
- includes appendices and a glossary, and additional exercises to consolidate learning
- is informed by the Cambridge International Corpus to ensure the language is authentic and up to date
- provides ideal support for students preparing for IELTS, Cambridge English: *Advanced* or Cambridge English: *Proficiency* examinations.

[www.cambridge.org/elt/inuse](http://www.cambridge.org/elt/inuse)

The new edition of the *Advanced Grammar in Use* CD-ROM offers additional practice material covering all the language taught in the book. The CD-ROM includes:

- 200 practice exercises
- Customised tests so learners can target specific language areas
- Audio recordings of all the main exercises.

For Windows XP, Vista, 7 or 8 and Mac OSX 10.5, 10.6, 10.7

**Also available:** English Vocabulary in Use Advanced  
English Idioms in Use Advanced  
English Pronunciation in Use Advanced

## CAMBRIDGE ENGLISH CORPUS

The Cambridge English Corpus is a multi-billion word collection of written and spoken English. It includes the Cambridge Learner Corpus, a unique bank of exam candidate papers.



Our authors study the Corpus to see how English is really used, and to identify typical learner mistakes. This means that Cambridge materials help students to avoid mistakes, and you can be confident the language taught is useful, natural and fully up-to-date.

[www.cambridge.org/corpus](http://www.cambridge.org/corpus)

**CAMBRIDGE QUALITY GUARANTEE**



ISBN 978 0 521 65397 8



ISBN 978 0 521 174429 4



ISBN 978 0 521 61956 1



**CAMBRIDGE**  
UNIVERSITY PRESS  
[www.cambridge.org](http://www.cambridge.org)

ISBN 978-1-107-69989-2



9 781107 699892 >