



RAHNAMA  
P R E S S

@RAHNAMAPRESS  
WWW.RAHNAMAPRESS.COM

Pupil's Book

# BRAVO!

4




Judy West

  
HEINEMANN ELT

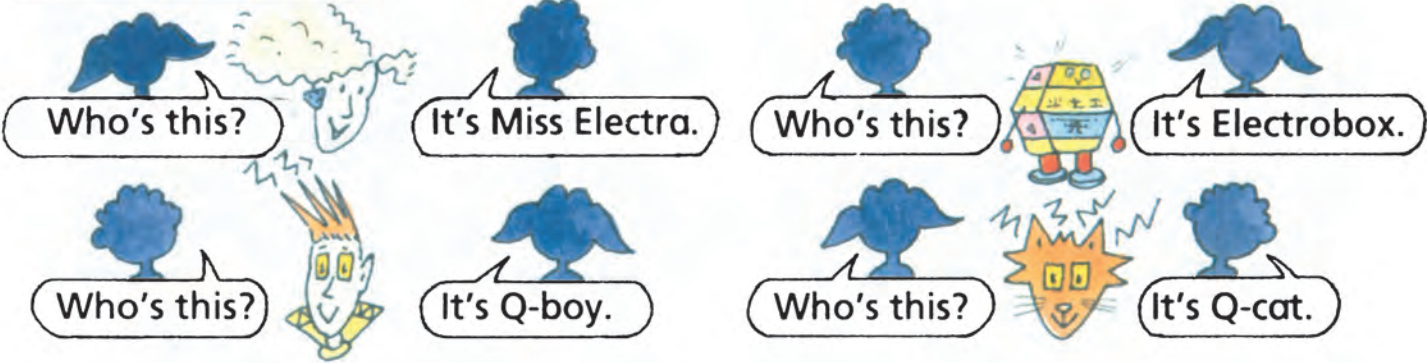
# Hello, again!

Listen 





**Look and answer**



# Lesson 1


## Was Electrobox at Q-boy's party?

Listen




1

Rose Where's Miss Electra now?  
Max I don't know. Last night she was at Q-boy's party.



2

Rose I can't remember.  
Polly You were asleep, Rose.



3

Rose Was Electrobox at the party?  
Polly No, he wasn't.



4

Rose Let's find Electrobox.  
Max Oh, no! I'm hungry.  
Let's have a sandwich.



5

Polly and Rose Oh, Max!  
Let's find Electrobox!



6

Polly Miss Electra and Q-boy can help us.



1

**Look**

Was Miss Electra at the party? Yes, she was.

Was Electrobox there? No, he wasn't.

**Say**

1 Was Q-cat there? 2 Was Q-boy there? 3 Was Polly there? 4 Was Pete there?

**Ask each other**

Remember  
is - was

Is Max hungry? Yes, he is.



1



2



3



4



5

**Play a game**

- sing
- read a book
- play football
- play the guitar
- sport

Let's ...



# Lesson 2

## Where was Polly?



### Listen and choose



- a Where was Q-boy last night?
- b Where was Q-cat last night?
- c Was Q-cat there?
- d Where was Q-cat asleep?

### Look and match



- |                         |  |
|-------------------------|--|
| Where was Miss Electra? | He was behind Rover.                   |
| Where was Polly?        | She was asleep in the chair.           |
| Where was Q-boy?        | She was between Max and Rover.         |
| Where was Rover?        | He was between Miss Electra and Polly. |
| Where was Max?          | He was in front of Polly.              |
| Where was Q-cat?        | She was behind Q-boy.                  |
| Where was Rose?         | He was between Miss Electra and Q-cat. |

**Look and say**


Today is Tuesday.  
 Yesterday Rose was away.  
 Max was in class.  
 Polly was late.

**A** = Away  
**L** = Late  
**✓** = In class

Monday	
Rose	A
Max	✓
Polly	L
Bob	A
David	L
Pete	✓

**Listen and say**

- Yesterday was Monday ...
- 1 Was the teacher cross?
  - 2 How many children were late?
  - 3 Who was away?
  - 4 What time was Joe in class?





**Make a weather chart.**

**Project**

Write the days of the week.  
 Complete the chart.  
 Talk about the weather:

On Monday it was sunny. On Wednesday it was rainy.

Monday	Tuesday	Wednesday	Thursday	Friday
				
	COLD			

# Lesson 3

## Our school trip.



Read

### Tell Bravo! your travel news.



On Monday our class was at the Transport Museum. There were aeroplanes, cars and rockets. The oldest aeroplane was from France. There were two museum guides. They were very nice. We were home very late. I was tired and hungry.  
Isabelle, age 9

**Win a museum ticket!**  
Write to **Bravo!** Tell us about your travel news and send a picture with your letter.

### Read and answer

- 1 Were there aeroplanes in the museum?
- 2 Were there two or three museum guides?
- 3 Were the children home early?
- 4 Was Isabelle tired?






**Listen and say** 🎧

- 1 Was Isabelle in the first or second group?
- 2 Where was she at twenty-five to eleven?
- 3 Where was she at twenty-five to twelve?
- 4 Where was she at five past twelve?

**Plan of the Transport Museum.**



**Read and complete**

Our school trip ..... a visit to London. There ..... two teachers and twenty-five children. We ..... in London for three days, Monday, Tuesday and Wednesday. The hotel ..... nice and the food ..... great. I like London!

were

was


were

was

was

**Write**


Write about Isabelle's trip to the museum or your school trip. Start like this ...



Dear Bravo!

Our school trip was ...

There were ...





## Lesson 4 Do you work here?

Listen 

Why was Isabelle home late?

She was on a museum trip.

What's a museum?



Listen and answer 

- 1 Where are Q-boy and Mr Booker?
- 2 Is Mr Booker a museum guide?
- 3 Does he work in the Transport Museum?
- 4 Does he teach children on trips to the museum?
- 5 Do children like the aeroplanes the best?





**Find and say**

very

are

I'm

Was

work

Were

museum

~~We're~~

do

~~are~~



Where are we?

We're in a museum.

Who ....(1).... you?

....(2).... Mr Booker.

Do you ....(3).... in the Transport Museum?

Yes, I ....(4).... . I'm a ....(5).... guide. I teach children on trips to the museum.

....(6).... there a school trip yesterday?

Yes, there was.

....(7).... the children good?

Yes. They were ....(8).... good.

What do the children like the best in this museum?

They like the rockets the best.



**Point and match**

zoo-keeper   bus driver  
 doctor   disc jockey  
 astronaut   teacher  
 museum guide

1



3



4



5



6



7



**Play a game**

A I fly in a rocket.  
 B You're an astronaut.  
 A Yes, that's right.




# Lesson 5

## Hello, Pete. How are you?

Listen



**Rose** Hello, Pete. How are you?  
**Pete** Fine, thanks.





**Pete** Hello, Miss Electra.  
**Miss Electra** Hello. Were you at Q-boy's party, Pete?  
**Pete** a, b, c or d?




**Pete** Where's Electrobox, Miss Electra?  
**Miss Electra** I don't know. Q-boy can help. He's got the magic keypad now.



**Pete** Ask 'Where are you, Electrobox?'  
**Q-boy** Spell it, please, Rose.



**Pete** The magic keypad's writing a message from Electrobox.



**Listen and choose**

- a Yes, I was.    b No, I wasn't.    c Yes, he was.    d I was.

**Answer**

- 1 Does Rose spell the question?
- 2 Was Pete at Q-boy's party?
- 3 Does the keypad write a message?
- 4 Where is Miss Electra going?
- 5 Do Polly and Max go with Miss Electra ?
- 6 Do Pete and Rose go with Miss Electra ?



# BRAVO!

4

**Bravo!** is an exciting course for children who are learning English. It is suitable for complete beginners as well as children who have done an introductory or pre-school course. Extensive research and piloting ensure that the materials are ideal for the language classroom. It is easy to teach and easy to learn from.

#### Key Features

- **Bravo!** makes learning fun through an enjoyable range of characters such as Q-boy and his friend Q-cat, as well as other characters and situations.
- **Bravo!** has a variety of activities including songs, rhymes, games, interviews, magazine pages, class surveys and dialogues which ensure the pupil's active involvement.
- **Bravo!** follows a gently graded/functional syllabus and systematically recycles language.
- **Bravo!** gives children practice in the four skills: listening, speaking, reading and writing.
- **Bravo!** stickers and progress tests are used to mark the pupils' achievement throughout the course.

**Bravo! 4** consists of Pupil's Book, Activity Book, Teacher's Book, Cassette.