



RAHNAMA
P R E S S

@RAHNAMAPRESS
WWW.RAHNAMAPRESS.COM

American English

First Friends

1

Student Book & Activity Book

Susan Iannuzzi



OXFORD

Student Audio CD with songs,
stories, and everyday English

Level 1 Scope and Sequence

Topics & Objectives	Vocabulary	Structure	Values & Everyday English	Songs & Projects	Alphabet
1 Hello (Introductions) <ul style="list-style-type: none"> • Say hello. • Introduce yourself to other people 	<i>Baz</i> <i>Jig</i> <i>Pat</i> <i>Tess</i> Numbers 1–5	<i>Hello.</i> <i>What's your name?</i> <i>I'm ...</i>	Being polite <i>How are you?</i> <i>I'm fine, thanks.</i>	Hello, Friends! Pat and Jig, Count To Five A & B song	Aa <i>ant</i> Bb <i>bear</i>
2 My Family (Immediate family members) <ul style="list-style-type: none"> • Ask about people • Identify family members 	<i>brother</i> <i>dad</i> <i>grandma</i> <i>grandpa</i> <i>mom</i> <i>sister</i>	<i>Who's this?</i> <i>It's my (grandma).</i>	Respecting your elders <i>After you.</i> <i>Thank you.</i>	Who's This? C & D song	Cc <i>cloud</i> Dd <i>donut</i>
3 My School (School possessions) <ul style="list-style-type: none"> • Ask about and identify things • Listen to and perform simple actions 	<i>bag</i> <i>book</i> <i>chair</i> <i>crayon</i> <i>pencil</i> <i>table</i>	<i>What's this?</i> <i>It's a (bag).</i> <i>Stand up.</i> <i>Sit down.</i> <i>Quiet, please.</i>	Behaving at school <i>Please open your book.</i> <i>Sorry, (Miss Jackson).</i>	Hello, Children. E & F song	Ee <i>elephant</i> Ff <i>frog</i>
4 Colors <ul style="list-style-type: none"> • Ask about and describe objects by color 	<i>blue</i> <i>green</i> <i>orange</i> <i>purple</i> <i>red</i> <i>yellow</i>	<i>What color is it?</i> <i>It's (red!).</i>	Taking turns <i>It's your turn.</i>	What Color Is It? Rainbow Colors G & H song Project: making a rainbow	Gg <i>gift</i> Hh <i>hug</i>
5 My Toys <ul style="list-style-type: none"> • Describe toys by color 	<i>ball</i> <i>car</i> <i>doll</i> <i>jump rope</i> <i>teddy</i> <i>toy box</i>	<i>It's a (red) car.</i>	Sharing with others <i>Here. Have my (teddy bear).</i>	It's a Purple Doll. I, J, & K song	Ii <i>igloo</i> Jj <i>jam</i> Kk <i>kangaroo</i>



Topics & Objectives	Vocabulary	Structure	Values & Everyday English	Songs & Projects	Alphabet
6 My Face • Identify parts of the face using pronouns	<i>ears</i> <i>eyes</i> <i>face</i> <i>mouth</i> <i>nose</i> Numbers 6–10	<i>Wash your (face).</i> <i>Dry your (ears).</i> <i>Touch your (ears).</i> <i>Clap.</i>	Keeping clean <i>(Wash) your (face), please.</i> <i>Yes, Mom.</i>	1, 2, 3 L, M, & N song	Ll <i>lemon</i> Mm <i>monkey</i> Nn <i>nest</i>
7 My Clothes • Identify clothes using pronouns	<i>cap</i> <i>jacket</i> <i>pants</i> <i>shoes</i> <i>skirt</i> <i>T-shirt</i>	<i>This is my (skirt).</i> <i>These are your (shoes).</i>	Respecting your clothes <i>Put on your smock.</i> <i>Yes, Miss Jackson.</i>	These Are Pants. O, P, & Q song Project: decorating a T-shirt	Oo <i>octopus</i> Pp <i>penguin</i> Qq <i>quiet</i>
8 Food • Ask about and request quantities of food	<i>banana</i> <i>cookie</i> <i>orange</i> <i>sandwich</i> <i>tomato</i> <i>water</i>	<i>How many (cookies)?</i> <i>(Three) (cookies), please</i> Plurals	Eating healthily <i>Have a healthy snack.</i>	A Sandwich For You. R, S, & T song	Rr <i>rainbow</i> Ss <i>sun</i> Tt <i>tiger</i>
9 On the Farm (Farm animals) • Ask about and identify animals	<i>chicken</i> <i>cow</i> <i>duck</i> <i>goat</i> <i>horse</i> <i>pig</i>	<i>Is it a (goat)?</i> <i>Yes, it is.</i> <i>No, it isn't.</i>	Respecting nature <i>Don't touch, please.</i>	Is it a Duck? Hello, Pig! U, V, & W song Project: making an animal puppet	Uu <i>up</i> Vv <i>violin</i> Ww <i>wave</i>
10 Big and Small (Sizes) • Ask about and describe things by size	<i>big</i> <i>long</i> <i>short</i> <i>small</i> <i>thick</i> <i>thin</i>	<i>It's (big).</i> <i>Is it (short)?</i>	Working together <i>Let's do it together.</i> OK.	It's Small. X, Y, & Z song Alphabet song	Xx <i>box</i> Yy <i>yo-yo</i> Zz <i>zipper</i>



Unit
1

Hello!

Vocabulary

Lesson 1

Listen and say. 🎧 1

Listen and find. 🎧 2

Sing. 🎵 3

Jig

Tess

Structure

Lesson 2

Point and say.

Listen and say.  4

Say and do.

Baz

Pat

Song

Lesson 3

Listen and sing. 🎧 5

Sing and do. 🎧 5

Trace and say.





What's Your Name?



Story

Lesson 4

Look and listen. •) 6

Listen and act. •) 6

Say and do.



Hello. I'm Mrs. Ball.
What's your name?

Hello, Mrs. Ball. I'm Baz!

Values

Lesson 5

Listen and point. 🗣️ 7

Listen and say. 🗣️ 7

Say and do.





Alphabet

Lesson 6

Learn the letters.

Sing. 🎵 8

Trace and match.

Aa

Bb



A

a

B

b

Level 1 Scope and Sequence



RAHNAMA
P R E S S

@RAHNAMAPRESS
WWW.RAHNAMAPRESS.COM

Topics & Objectives	Vocabulary	Structure	Values & Everyday English	Songs & Projects	Alphabet
1 Hello (Introductions) <ul style="list-style-type: none"> • Say hello • Introduce yourself to other people 	<i>Baz</i> <i>Jig</i> <i>Pat</i> <i>Tess</i> Numbers 1–5	<i>Hello.</i> <i>What's your name?</i> <i>I'm ...</i>	Being polite <i>How are you?</i> <i>I'm fine, thanks.</i>	Hello, Friends! Pat and Jig, Count To Five A & B song	Aa <i>ant</i> Bb <i>bear</i>
2 My Family (Immediate family members) <ul style="list-style-type: none"> • Ask about people • Identify family members 	<i>brother</i> <i>dad</i> <i>grandma</i> <i>grandpa</i> <i>mom</i> <i>sister</i>	<i>Who's this?</i> <i>It's my (grandma).</i>	Respecting your elders <i>After you.</i> <i>Thank you.</i>	Who's This? C & D song	Cc <i>cloud</i> Dd <i>donut</i>
3 My School (School possessions) <ul style="list-style-type: none"> • Ask about and identify things • Listen to and perform simple actions 	<i>bag</i> <i>book</i> <i>chair</i> <i>crayon</i> <i>pencil</i> <i>table</i>	<i>What's this?</i> <i>It's a (bag).</i> <i>Stand up.</i> <i>Sit down.</i> <i>Quiet, please.</i>	Behaving at school <i>Please open your book</i> <i>Sorry, (Miss Jackson).</i>	Hello, Children. E & F song	Ee <i>elephant</i> Ff <i>frog</i>
4 Colors <ul style="list-style-type: none"> • Ask about and describe objects by color 	<i>blue</i> <i>green</i> <i>orange</i> <i>purple</i> <i>red</i> <i>yellow</i>	<i>What color is it?</i> <i>It's (red).</i>	Taking turns <i>It's your turn.</i>	What Color Is It? Rainbow Colors G & H song Project: making a rainbow	Gg <i>gift</i> Hh <i>hug</i>
5 My Toys <ul style="list-style-type: none"> • Describe toys by color 	<i>ball</i> <i>car</i> <i>doll</i> <i>jump rope</i> <i>teddy</i> <i>toy box</i>	<i>It's a (red) car.</i>	Sharing with others <i>Here. Have my (teddy bear)</i>		Ii <i>igloo</i> Jj <i>jam</i> Kk <i>kangaroo</i>


Topics & Objectives	Vocabulary	Structure	Values & Everyday English	Songs & Projects	Alphabet
6 My Face <ul style="list-style-type: none"> Identify parts of the face using pronouns 	<i>ears</i> <i>eyes</i> <i>face</i> <i>mouth</i> <i>nose</i> Numbers 6–10	<i>Wash your (face).</i> <i>Dry your (ears).</i> <i>Touch your (ears).</i> <i>Clap.</i>	Keeping clean <i>(Wash) your (face), please.</i> <i>Yes, Mom</i>	1, 2, 3 L, M, & N song Project: decorating a T-shirt	Ll <i>lemon</i> Mm <i>monkey</i> Nn <i>nest</i>
7 My Clothes <ul style="list-style-type: none"> Identify clothes using pronouns 	<i>cap</i> <i>jacket</i> <i>pants</i> <i>shoes</i> <i>skirt</i> <i>T-shirt</i>	<i>This is my (skirt).</i> <i>These are your (shoes).</i>	Respecting your clothes <i>Put on your smock.</i> <i>Yes, Miss Jackson.</i>	These Are Pants O, P, & Q song Project: decorating a T-shirt	Oo <i>octopus</i> Pp <i>penguin</i> Qq <i>quiet</i>
8 Food <ul style="list-style-type: none"> Ask about and request quantities of food 	<i>banana</i> <i>cookie</i> <i>orange</i> <i>sandwich</i> <i>tomato</i> <i>water</i>	<i>How many (cookies)?</i> <i>(Three) (cookies), please</i> Plurals	Eating healthily <i>Have a healthy snack.</i>	A Sandwich For You R, S, & T song	Rr <i>rainbow</i> Ss <i>sun</i> Tt <i>tiger</i>
9 On the Farm (Farm animals) <ul style="list-style-type: none"> Ask about and identify animals 	<i>chicken</i> <i>cow</i> <i>duck</i> <i>goat</i> <i>horse</i> <i>pig</i>	<i>Is it a (goat)?</i> <i>Yes, it is.</i> <i>No, it isn't.</i>	Respecting nature <i>Don't touch, please</i>	<i>Is it a Duck?</i> Hello, Pig! U, V, & W song Project: making an animal puppet	Uu <i>up</i> Vv <i>violin</i> Ww <i>wave</i>
10 Big and Small (Sizes) <ul style="list-style-type: none"> Ask about and describe things by size 	<i>big</i> <i>long</i> <i>short</i> <i>small</i> <i>thick</i> <i>thin</i>	<i>It's (big)</i> <i>Is it (short)?</i>	Working together <i>Let's do it together</i> OK.	It's Small X, Y, & Z song Alphabet song	Xx <i>box</i> Yy <i>yo yo</i> Zz <i>zipper</i>

Unit
1

Hello

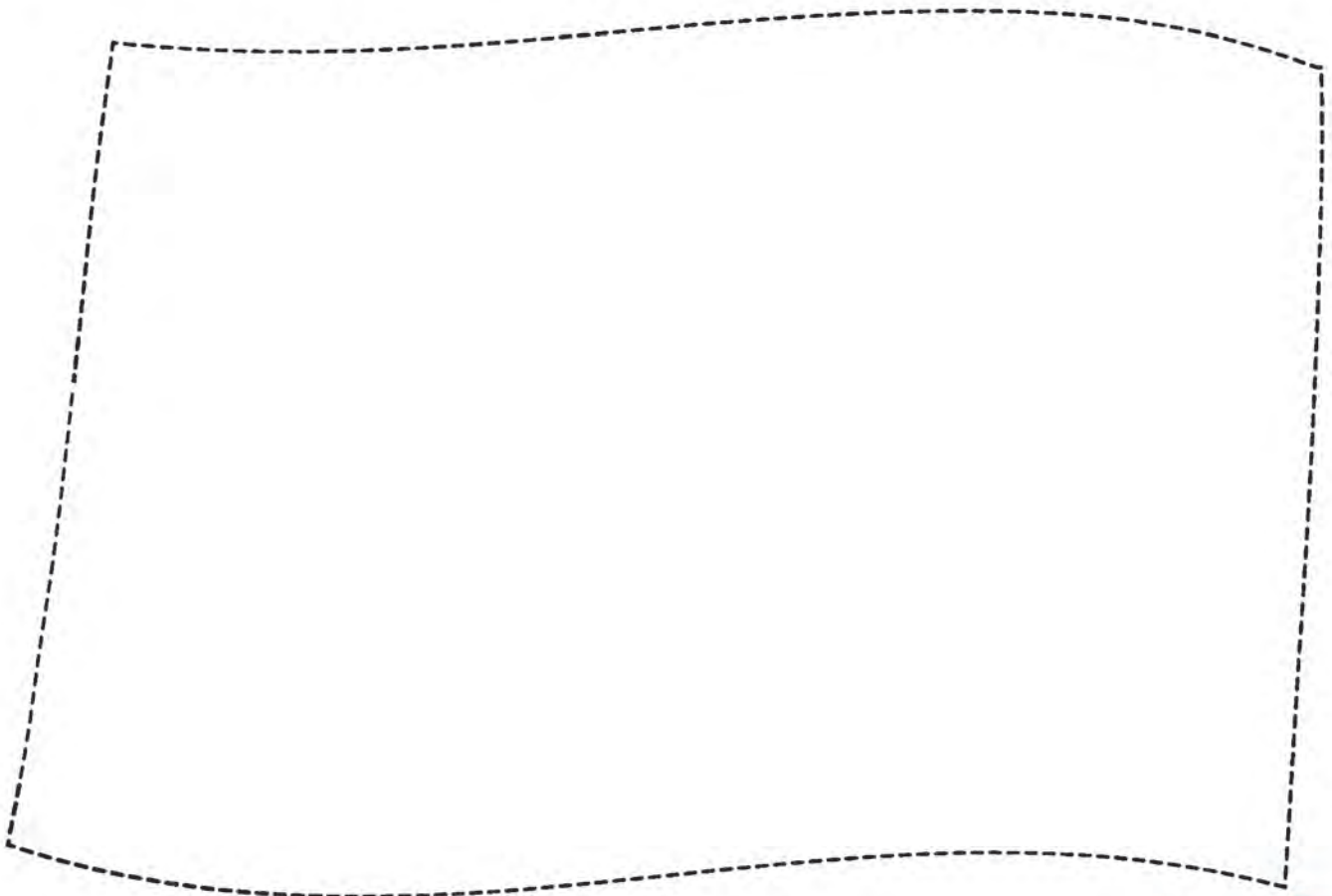
Lesson 1

1 Trace and color. Say 'Hello!'






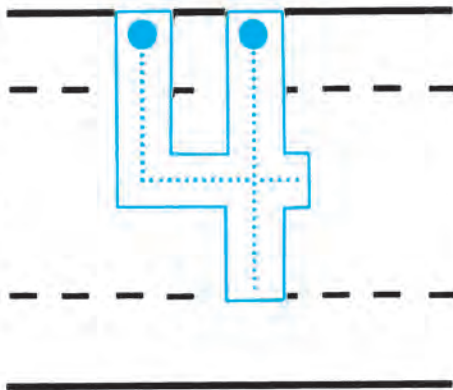





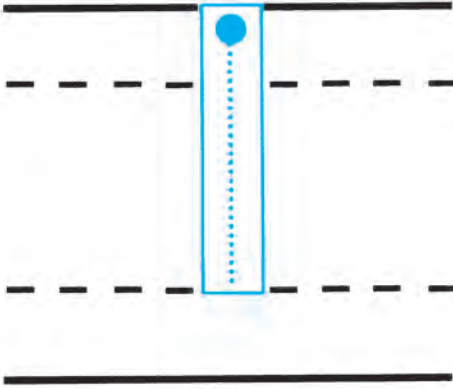
Lesson 2

1 Trace. Draw you and say.



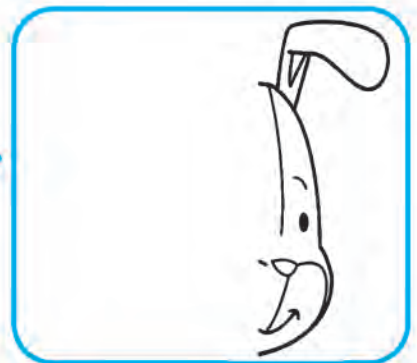
Lesson 3

1 Trace and say. Count.



Lesson 4

1 Match and say. Color.




Lesson 5

1 Trace and say.



Lesson 6

1 Trace and say. Color.



Review

1 Find and circle. Say.




First Friends

*first for English, first for fun,
first for young children*

First Friends is a three-level course that makes the first years of learning English motivating and fun.

- The special phonics program is ideal for building letter-recognition skills and letter formation.
- Everyday English is taught through the context of important social values such as learning to share.
- Practical cross-curricular lessons link with other subjects such as math and science.
- Engaging activities focus on making connections and seeing patterns, improving critical thinking skills.



Oxford › making  sense

- Student Book with Student Audio CD featuring songs, stories and everyday English
- Activity Book
- Split editions A & B:
Student Book + Activity Book + Student Audio CD
- Teacher's Book
- Picture Cards
- Class Audio CD
- Oxford iTools: Digital Classroom Resources